

## BASE

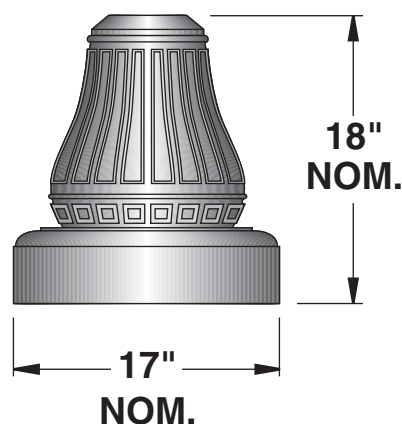
ONE PIECE CORROSION RESISTANT, DURABLE CAST ALUMINUM CONSTRUCTION. MINIMUM .275 WALL THICKNESS. BASE CONSISTS OF A SMOOTH, TAPERED BOTTOM SECTION AND A DECORATIVE TAPERED FLUTED SECTION WITH EVENLY SPACED RAISED VERTICAL FLUTES. BASE IS FURNISHED WITH A CONTOURED, FLUTED FLUSH HAND HOLE AND COVER. HAND HOLE COVER SUPPLIED WITH TAMPER RESISTANT HARDWARE. GROUNDING LUG PROVIDED INSIDE BASE OPPOSITE HAND HOLE.

## ANCHORAGE

A 3/4" CAST ALUMINUM ANCHOR RING IS WELDED 1" ABOVE BOTTOM OF BASE TO ACCEPT (4) FULLY GALVANIZED ANCHOR BOLTS. EACH BOLT SUPPLIED WITH TWO NUTS AND TWO WASHERS. ANCHORAGE IS FASTENED THROUGH HAND HOLE.

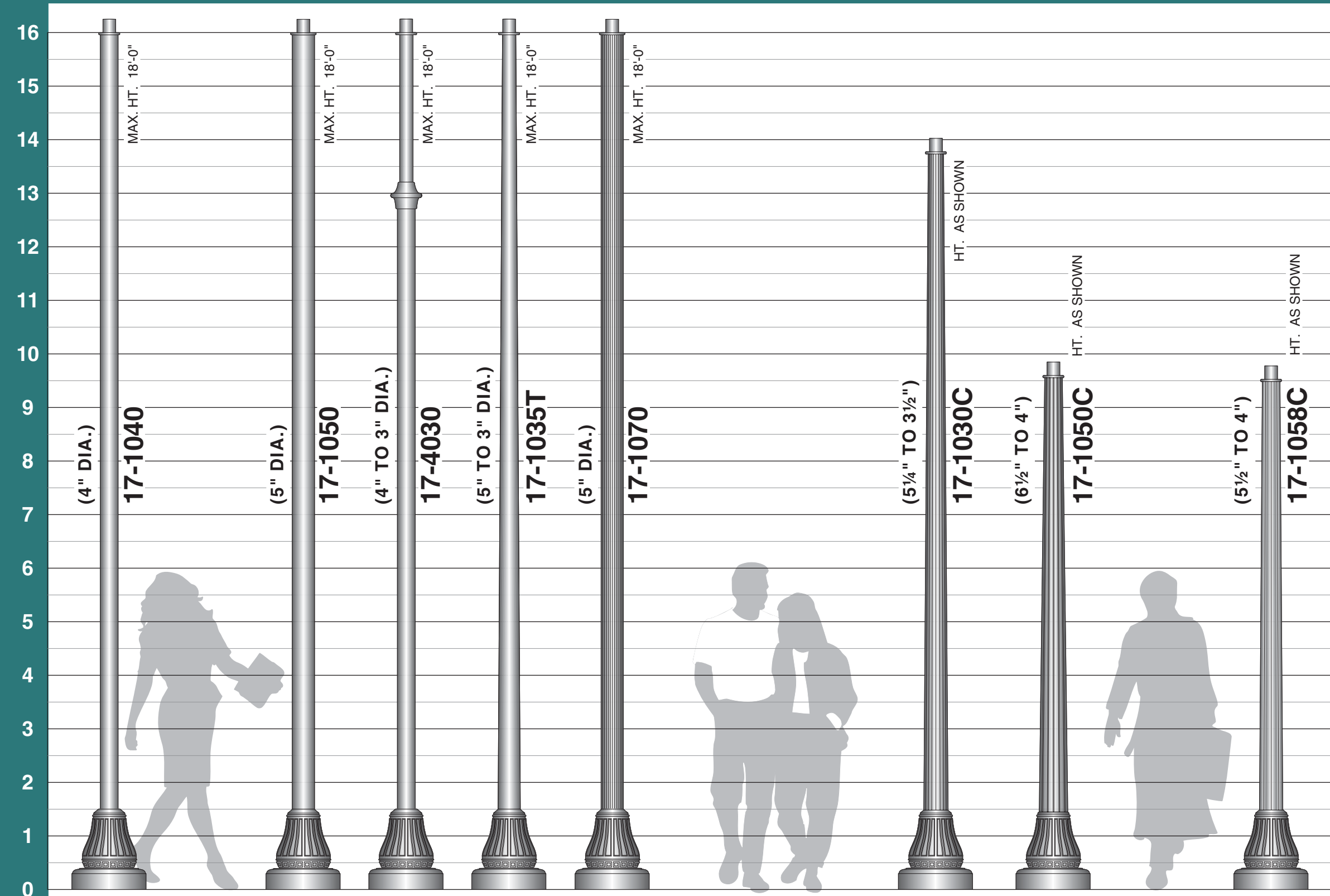
## FINISH

ELECTROSTATICALLY APPLIED BAKED ON TEXTURED ACRYLIC ENAMEL. (SEE PAGE 5 FOR OPTIONAL FINISH AND COLOR SELECTION)



# BASE

## POLE ACCESSORIES (SPECIFY AS SUFFIX TO CAT. NO.)



- TENONS**
- STANDARD: 2 7/8" O.D. PT23
  - OPTIONS: 2 3/8" O.D. PT31
  - 3 1/2" O.D.
  - DUPLEX OR G.F.I. RECEPTACLE WITH COVER DUP GFI
  - FIELD ROTATABLE OR FIXED BANNER ARM RBA
  - FBA
  - BANNER EYE BOLT BEB
  - BREAK AWAY BANNER ARM BBA
  - FIELD ROTATABLE OR FIXED BASKET HOLDER RBH
  - FBH
  - RSS
  - FIELD ROTATABLE STREET SIGN
  - FIELD ROTATABLE LADDER REST RLR
  - 20"
  - FIELD ROTATABLE OR FIXED FLAG HOLDER RFH
  - FFH
- 1 3/8" I.D.

**SHAFT IS CIRCUMFERENTIALLY WELDED TO BASE FOR ONE PIECE CONSTRUCTION**  
SEE SHAFT SECTION FOR SPECIFICATIONS AND ADDITIONAL STYLES

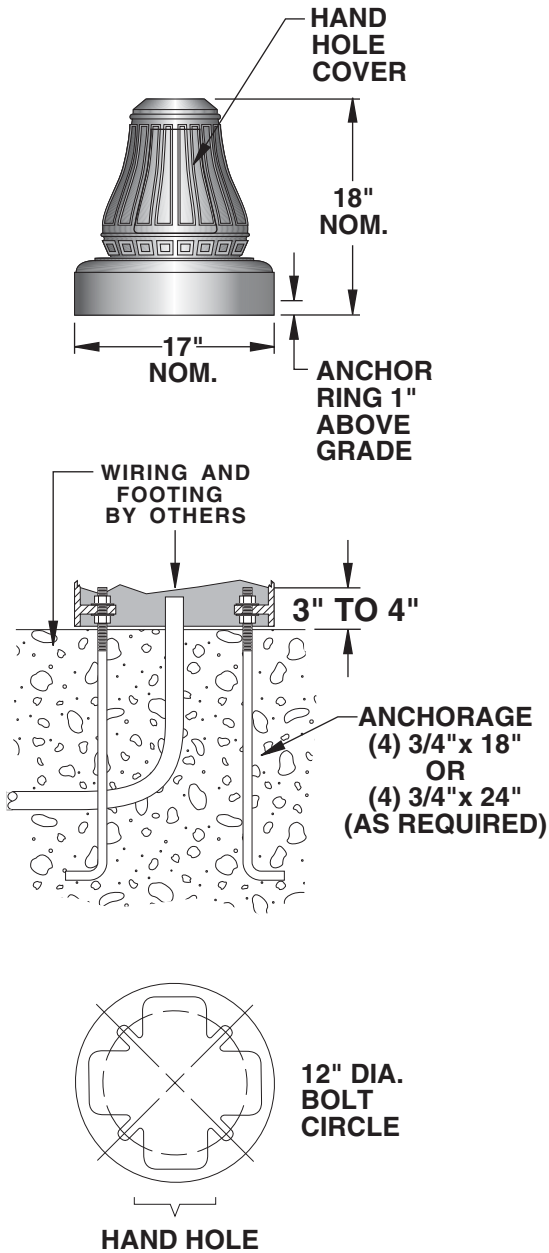


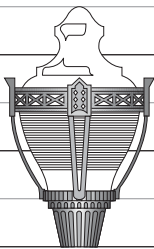
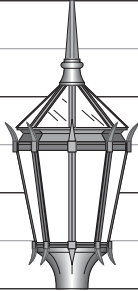
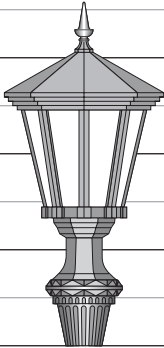
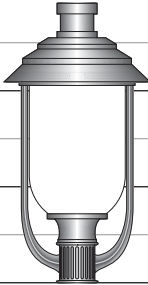
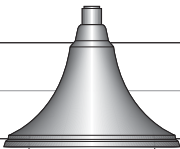
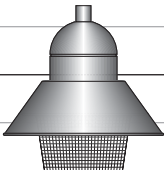
**sun valley**  
LIGHTING

660 WEST AVENUE O, PALMDALE, CA 93551  
(661) 233-2000  
FAX (661) 233-2001  
www.sunvalleylighting.com

**SUGGESTED LUMINAIRES**

4  
3  
2  
1  
0  
4  
3  
2  
1  
0  
4  
3  
2  
1  
0  
FT.



	
LAFR2-YA	LCJO2
	
LCT-YM	LCZA
	
LCAC	DSARI

**SEE LUMINAIRE SECTION FOR ADDITIONAL STYLES**