

4000SB

SPLIT BASE

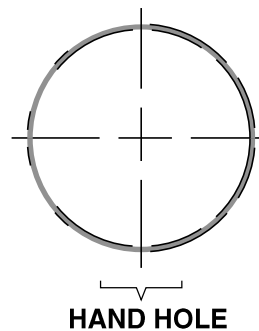
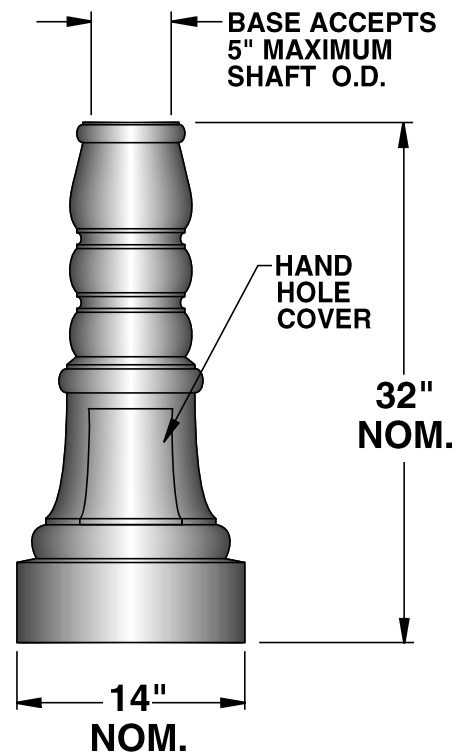
4000SB

BASE

TWO PIECE WRAPAROUND, CORROSION RESISTANT, DURABLE CAST ALUMINUM CONSTRUCTION. MINIMUM .225 WALL THICKNESS. BASE CONSISTS OF A WIDE SMOOTH BOTTOM SECTION AND A DECORATIVE TOP SECTION PROVIDED WITH HAND HOLE AND COVER. HAND HOLE COVER SUPPLIED WITH TAMPER RESISTANT HARDWARE. (4) 1/4"-20 SET SCREWS PROVIDED TO SECURE DECORATIVE BASE TO SHAFT.

FINISH

ELECTROSTATICALLY APPLIED BAKED ON TEXTURED ACRYLIC ENAMEL. (SEE PAGE 5 FOR OPTIONAL FINISH AND COLOR SELECTION)




ACCESSORIES

(SPECIFY AS SUFFIX TO CAT. NO.)


TENONS


- 2 3/8" O.D.  PT23
- 2 7/8" O.D.  PT27
- 3 1/2" O.D.  PT31

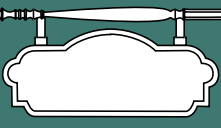
- DUPLEX OR G.F.I. RECEPTACLE WITH COVER  DUP
- GFI


- FIELD ROTATABLE OR FIXED BANNER ARM  RBA
- FBA

- BANNER EYE BOLT  BEB

- BREAK AWAY BANNER ARM  BBA

- FIELD ROTATABLE OR FIXED BASKET HOLDER  RBH
- FBH

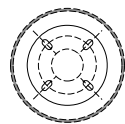
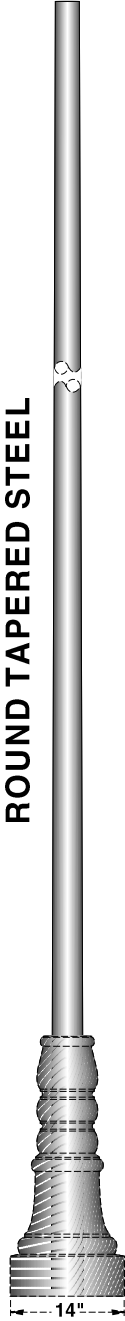
- FIELD ROTATABLE STREET SIGN  RSS

- FIELD ROTATABLE OR FIXED FLAG HOLDER  RFH
- FFH

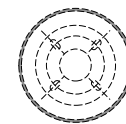
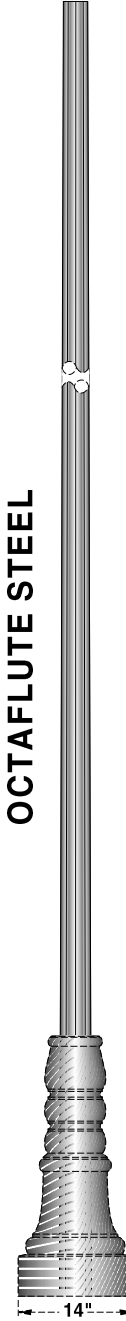
1 3/8" I.D.

SCALE: 1/2"=1'-0"

ROUND TAPERED STEEL



OCTAFLUTE STEEL



ROUND STRAIGHT STEEL

