

## BASE

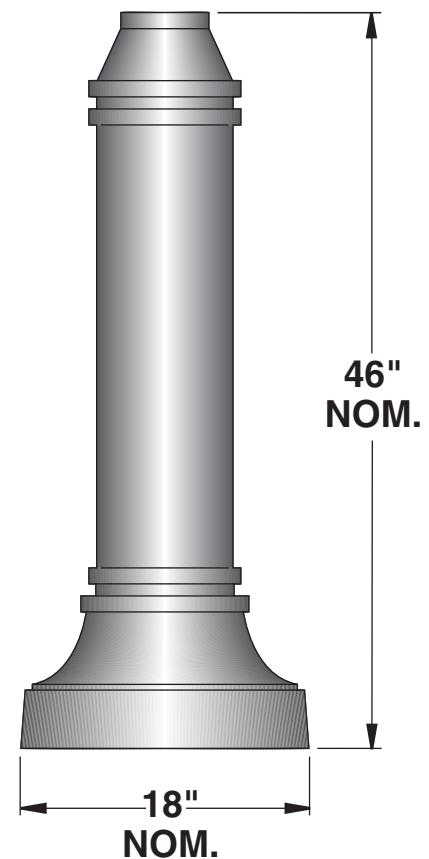
ONE PIECE, CORROSION RESISTANT DURABLE CAST ALUMINUM CONSTRUCTION. MINIMUM .225 WALL THICKNESS. BASE CONSISTS OF A SMOOTH, BOTTOM SECTION AND A DECORATIVE TOP SECTION. BASE IS FURNISHED WITH HAND HOLE AND COVER. HAND HOLE COVER SUPPLIED WITH TAMPER RESISTANT HARDWARE. GROUNDING LUG PROVIDED INSIDE BASE OPPOSITE HAND HOLE.

## ANCHORAGE

A 3/4" CAST ALUMINUM ANCHOR RING IS WELDED 1" ABOVE BOTTOM OF BASE TO ACCEPT (4) FULLY GALVANIZED ANCHOR BOLTS. EACH BOLT SUPPLIED WITH TWO NUTS AND TWO WASHERS. ANCHORAGE IS FASTENED THROUGH HAND HOLE.

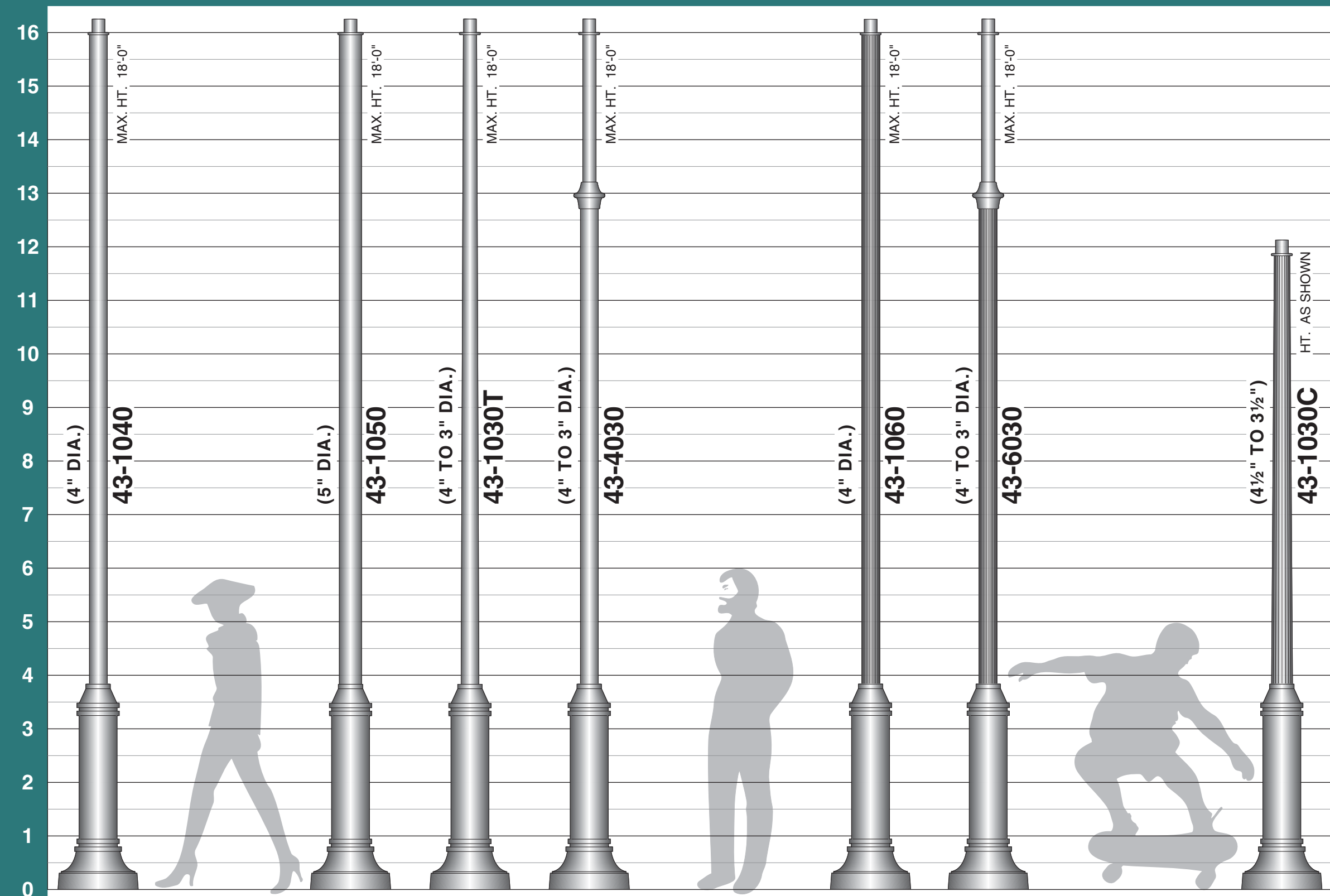
## FINISH

ELECTROSTATICALLY APPLIED BAKED ON TEXTURED ACRYLIC ENAMEL. (SEE PAGE 5 FOR OPTIONAL FINISH AND COLOR SELECTION)



# 4300 BASE

## POLE ACCESSORIES (SPECIFY AS SUFFIX TO CAT. NO.)



- TENONS**
- STANDARD: 2 7/8" O.D. **PT23**
  - OPTIONS: 2 3/8" O.D. **PT31**
  - 3 1/2" O.D.
  - DUPLEX OR G.F.I. RECEPTACLE WITH COVER **DUP GFI**
  - FIELD ROTATABLE OR FIXED BANNER ARM **RBA**
  - FBA**
  - BANNER EYE BOLT **BEB**
  - BREAK AWAY BANNER ARM **BBA**
  - FIELD ROTATABLE OR FIXED BASKET HOLDER **RBH**
  - FBH**
  - FIELD ROTATABLE STREET SIGN **RSS**
  - FIELD ROTATABLE LADDER REST **RLR**
  - 20"
  - FIELD ROTATABLE OR FIXED FLAG HOLDER **RFH**
  - FFH**

SHAFT IS CIRCUMFERENTIALLY WELDED TO BASE FOR ONE PIECE CONSTRUCTION  
SEE SHAFT SECTION FOR SPECIFICATIONS AND ADDITIONAL STYLES

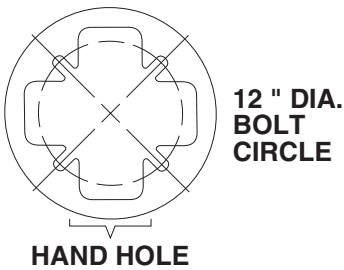
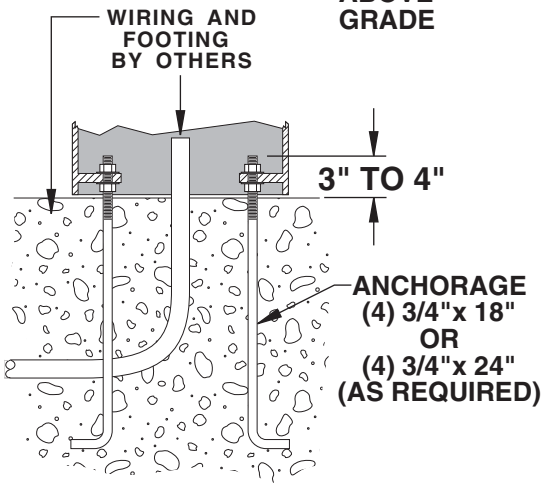
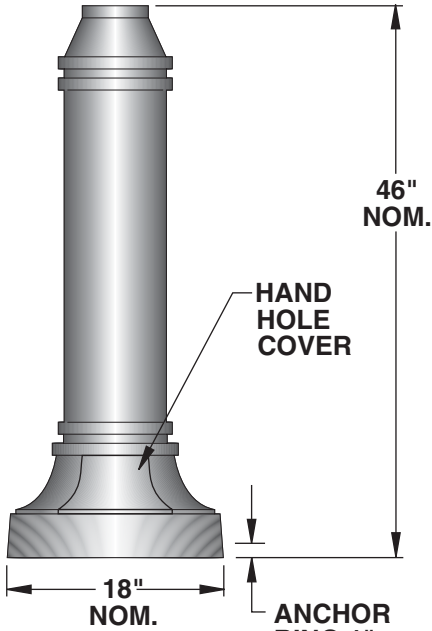


**sun valley**  
LIGHTING

660 WEST AVENUE O, PALMDALE, CA 93551  
(661) 233-2000  
FAX (661) 233-2001  
www.sunvalleylighting.com

## SUGGESTED LUMINAIRES

4  
3  
2  
1  
0  
4  
3  
2  
1  
0  
4  
3  
2  
1  
0  
FT.



<b>LCM</b>	<b>LCZB</b>
<b>VNDL</b>	<b>CLX</b>
<b>OV1</b>	<b>RCGN22</b>

**SEE LUMINAIRE SECTION FOR ADDITIONAL STYLES**