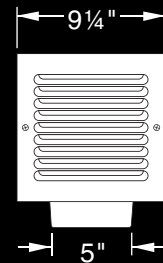


# 8520


## RECESSED WALL & STEP LIGHT

### SPECIFICATIONS

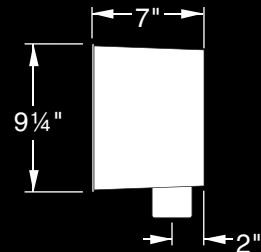
- FIXTURE:** CONSTRUCTED OF PRIMARY 356 CAST ALUMINUM.
- SPLICE COMPARTMENT:** CONSTRUCTED OF PRIMARY 356 CAST ALUMINUM. TWO (2) 3/4" NPT CONDUIT ENTRIES PROVIDED AT BOTTOM.
- FACE PLATE:** CAST LOUVERED OR OPEN FACE CONSTRUCTED OF PRIMARY 356 ALUMINUM.
- REFLECTOR:** SPECULAR ALUMINUM.
- LENS:** **LOUVERED FACE PLATE-** 3/16" TEMPERED GLASS, CLEAR (ALC) OR FROSTED (ALF).  
**OPEN FACE-** 3/16" TEMPERED GLASS, FROSTED (NLF) OR PRISMATIC (NLP).
- GASKETING:** **LENS GASKET-"A" SCALE** HIGH TEMPERATURE SILICONE.  
**DOOR FACE GASKET-**60 S.D.H. "A" SCALE CLOSED CELL SILICONE.
- LAMP HOLDER:** **HID. & INC.-** 4KV PORCELAIN MEDIUM BASE.  
**FLUORESCENT-**SINGLE ENDED BASE FOR 4-PIN COMPACT FLUORESCENT LAMP.
- LAMP:** (BY OTHERS)
- BALLAST:** **HID.-**HIGH POWER FACTOR AUTOTRANSFORMER -20° F STARTING TEMPERATURE.  
**FLUORESCENT-**SOLID STATE ELECTRONIC HPF. -20°C STARTING TEMPERATURE.
- FASTENERS:** 18-8 STAINLESS STEEL.
- WIRING COMPONENTS:** 14 GAUGE 200°C TEMPERATURE RATING.  
1/4"-20 GROUNDING LUG PROVIDED.
- FINISH:** 3 MILS TGIC THERMOSET EPOXY POWDER COATING.
- TESTING:** FACTORY BALLAST TESTING ON 100% OF ALL FINISHED GOODS.
- ETL LISTED FOR WET LOCATION AND CONCRETE POUR APPLICATION.



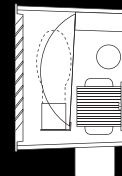
**LOUVERED FACE**



**OPEN FACE**



**SIDE VIEW**



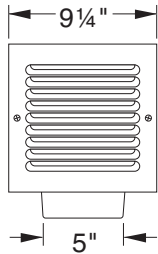
**CROSS SECTION**

# 8520

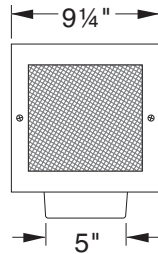
TYPE: \_\_\_\_\_

## RECESSED WALL & STEP LIGHT

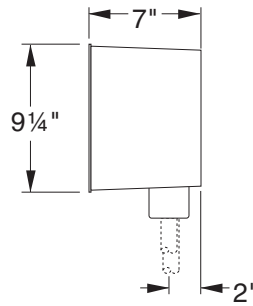
**LOUVERED FACE**



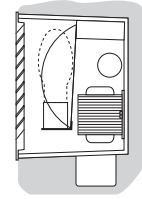
**OPEN FACE**



**SIDE VIEW**



**CROSS SECTION**



## ORDERING INFORMATION

MODEL NO. :  
8520

MODEL NO. :

8  
5  
2  
0

PART NUMBERS

### PART NUMBERS

- 8520-INC., A-19, 100W
- 8520-FL 7-26, TT, 7-26W
- 8520-MV 50, E-17, 50W
- 8520-MV 75, E-17, 75W
- 8520-MV 100, E-17, 100W
- 8520-HPS 35, E-17, 35W
- 8520-HPS 50, E-17, 50W
- 8520-HPS 70, E-17, 70W
- 8520-MH 50, E-17, 50W
- 8520-MH 70, E-17, 70W
- 8520-MH 100, E-17, 100W

FINISH

### FINISH

- DARK BRONZE . . . . DB  
(STANDARD COLOR)
- BLACK . . . . . BK
- WHITE . . . . . WT
- ALUMINUM . . . . . AL

OPTIONS

### OPTIONS

- LOUVERED FACE WITH CLEAR GLASS . . . . "ALC"
- LOUVERED FACE WITH FROSTED GLASS . . "ALF"
- OPEN FACE WITH FROSTED GLASS . . . . . "NLF"
- OPEN FACE WITH PRISMATIC GLASS . . . . "NLP"

US ARCHITECTURAL. RESERVES THE RIGHT TO MAKE CONTINUED PRODUCT DESIGN AND CONSTRUCTION IMPROVEMENTS WHICH MAY AFFECT THE PRODUCT ILLUSTRATED

