

H.I.D. AREA LIGHTING

APG-S SERIES-HID

S P E C I F I C A T I O N S

HOUSING and LENS FRAME

One piece heavy gauge die formed aluminum construction. Housing furnished with decorative reveals. Housing reveals can be supplied with accent colors. Lens frame is of formed aluminum construction encasing a 3/16" clear tempered glass lens sealed to door frame with high temperature EDPM gasketing. Captive thumb screws disengage the lens assembly allowing it to hinge away from housing for lamp/ballast access without the use of tools.

REFLECTOR MODULE

Specular Alzak® optical segments rigidly mounted in an aluminum frame, which attaches to the housing as a one piece module. Reflector module is field rotatable in 90° increments. Reflector modules are factory prewired with a quick-disconnect plug. Sockets are porcelain 4KV pulse rated, medium base (E26) for 50W - 150W or bi-pin (G12) for 70W and 150W; pin oriented mogul base (E39) for 200W - 400W. Special for 210W and 315W CDM Elite lamp base is PGZ18. Lamp is vertically or horizontally mounted.

ELECTRICAL COMPONENTS

All electrical components are UL and cUL recognized mounted on a single plate and factory wired with quick-disconnect. Electrical module attaches to housing with toolless hinge and latch. Electronic MH ballasts have power factor of >.95, -20°F starting, 120-277V 50Hz/60Hz and have lamp End-of-life protection. Special for Philips MasterColor CDM Elite: Electronic MH ballast has a power factor of >.90 (210W & 315W), -4°F starting, 200 - 277V, 50Hz/60Hz and has lamp End-of-life protection. 315W electronic MH ballast has 0 - 10V dimming capability. Magnetic MH ballasts are high power factor (70W - 150W) or CWA (200W - 400W), -20°F starting, multi-tap 120-277V, 60Hz. All HPS ballasts are core and coil, high-reactance, high power factor (70W - 150W) or CWA (200W - 400W), -40°F starting.

FINISH

Electrostatically applied TGIC Polyester Powder Coat on substrate prepared with 20 PSI power wash at 140° F. Four step iron phosphate pretreatment for protection and paint adhesion. 400°F bake for maximum hardness and durability. Texture finish is standard.

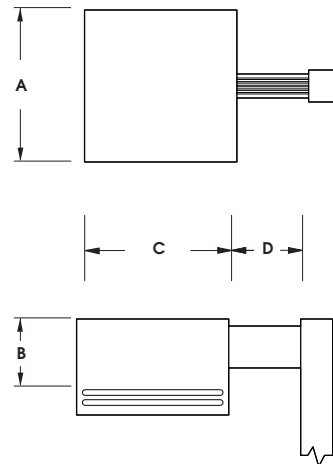
PROJECT NAME: _____

FIXTURE TYPE: _____



APG-S

PATENT PENDING

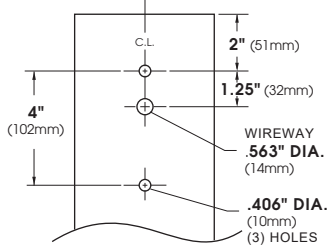


FIXTURE	A	B	C	D
APG-S19	19" 483mm	12" 305mm	19" 483mm	9" 229mm
APG-S14	14" 356mm	8.5" 216mm	14" 356mm	6" 152mm

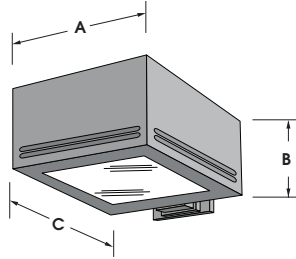
APG-S SERIES - HID

S P E C I F I C A T I O N S

POLE DRILLING TEMPLATE



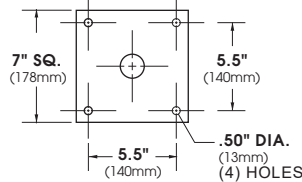
WALL MOUNT



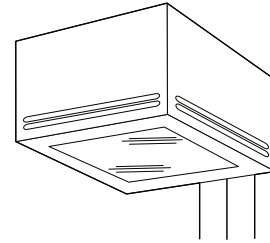
FIXTURE	A	B	C
APG-S19	19" 483mm	12" 305mm	19" 483mm
APG-S14	8.5" 216mm	14" 356mm	6" 154mm

EXTRUDED ALUMINUM ARM AND
CAST ALUMINUM WALL BRACKET

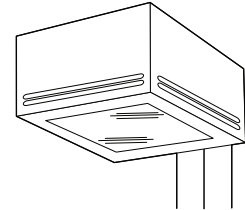
WALL PLATE



E.P.A. & LAMP WATTAGE



APG-S19 E.P.A. = 2.28
LAMP SIZE: 100 - 400 WATTz



APG-S14 E.P.A. = 1.17
LAMP SIZE: 50 - 175 WATT

Spec/Order Example: APG-S19/350PSMH240/HR-II/1/RAL-9003/SF

S P E C / O R D E R I N G I N F O R M A T I O N

MODEL	OPTICS	WATTAGE	TYPE	VOLTAGE	MOUNTING	FINISH	OPTIONS
MODEL	OPTICS	LAMP			MOUNTING	FINISH	OPTIONS
<input type="checkbox"/> APG-S19	HORIZONTAL LAMP REFLECTORS <input type="checkbox"/> TYPE II HR-II <input type="checkbox"/> TYPE III HR-III <input type="checkbox"/> TYPE IV-W HR-IV-W <input type="checkbox"/> TYPE V-SQ HR-V-SQ <input type="checkbox"/> TYPE FT (HOUSE SIDE CUTOFF) HR-FT-HSC	STANDARD MAGNETIC BALLAST <input type="checkbox"/> 400 ⁴ <input type="checkbox"/> 350 ⁴ <input type="checkbox"/> 320 ⁴ <input type="checkbox"/> 315 ⁵ <input type="checkbox"/> 250 <input type="checkbox"/> 210 ⁵ <input type="checkbox"/> 200 ³ <input type="checkbox"/> 175 ³ <input type="checkbox"/> 150T ² <input type="checkbox"/> 150 <input type="checkbox"/> 100 <input type="checkbox"/> E ¹ (ELECTRONIC)	<input type="checkbox"/> PSMH <input type="checkbox"/> HPS <input type="checkbox"/> 120 <input type="checkbox"/> 208 <input type="checkbox"/> 240 <input type="checkbox"/> 277 <input type="checkbox"/> 347 (CAN) <input type="checkbox"/> 480	NOTES: 1 - 120-277V ONLY 2 - G12 BASE 3 - POSITION SENSITIVE LAMP 4 - "E" BALLAST NOT AVAILABLE 5 - PG18 BASE	<input type="checkbox"/> 1 <input type="checkbox"/> 2-180 <input type="checkbox"/> 2-90 <input type="checkbox"/> 3-120 <input type="checkbox"/> 3-90 <input type="checkbox"/> 4-90 ADJUSTABLE KNUCKLE FITTER <input type="checkbox"/> NKLE27 <input type="checkbox"/> NKLE23 WALL MOUNT <input type="checkbox"/> WM	STANDARD TEXTURED FINISH <input type="checkbox"/> BLACK RAL-9005-T <input type="checkbox"/> WHITE RAL-9003-T <input type="checkbox"/> GREY RAL-7004-T <input type="checkbox"/> DARK BRONZE RAL-8019-T <input type="checkbox"/> GREEN RAL-6005-T FOR SMOOTH FINISH REPLACE SUFFIX "T" WITH SUFFIX "S" (EXAMPLE: RAL-9005-S) SEE USALTG.COM FOR ADDITIONAL COLORS	<input type="checkbox"/> CLEAR POLYCARBONATE DIFFUSER LEX <input type="checkbox"/> CONVEX GLASS CG <input type="checkbox"/> HOUSE SIDE SHIELD HS <input type="checkbox"/> PHOTO CELL + VOLTAGE (EXAMPLE: PC120V) PC+V <input type="checkbox"/> TWIST LOCK PHOTO CELL+VOLTAGE (EXAMPLE TPC120V) TPC+V <input type="checkbox"/> TWIST LOCK RECEPTACLE ONLY TPR <input type="checkbox"/> SINGLE FUSE (120V, 277V) SF <input type="checkbox"/> DOUBLE FUSE (208V, 240V, 480V) DF
<input type="checkbox"/> APG-S14	VERTICAL LAMP REFLECTORS <input type="checkbox"/> ASYMMETRIC VR-ASY <input type="checkbox"/> SYMMETRIC VR-SYM	STANDARD MAGNETIC BALLAST <input type="checkbox"/> 150T ² <input type="checkbox"/> 150 <input type="checkbox"/> 100 <input type="checkbox"/> 70T ² <input type="checkbox"/> 70 <input type="checkbox"/> 50 <input type="checkbox"/> E ¹ (ELECTRONIC)	<input type="checkbox"/> PSMH <input type="checkbox"/> HPS <input type="checkbox"/> 120 <input type="checkbox"/> 208 <input type="checkbox"/> 240 <input type="checkbox"/> 277 <input type="checkbox"/> 347 (CAN) <input type="checkbox"/> 480	CONSULT FACTORY FOR OTHER BALLAST CONFIGURATIONS AND LAMP OPTIONS			CONSULT FACTORY FOR DIMMING APPLICATIONS