

SOLID STATE BOLLARDS

BRC12 SERIES-LED

SPECIFICATIONS

CONCRETE RISER

Natural precast concrete body with light sandblast finish. A graffiti resistant sealer is applied to the surface. Internal electro-zinc plated steel cage provides additional strength for the structure and has threaded inserts welded to it for mounting the base plate and optical assembly. Base plate is 1/4" galvanized steel.

TOP CAP

Natural precast concrete body with light sandblast finish. A graffiti resistant sealer is applied to the surface. Internal electro-zinc plated steel cage provides additional strength for the structure.

LED POWER ARRAY™

Three-dimensional array consisting of (6) or (8) individual LED Tubes fastened to a retaining plate. Each LED Tube consists of circuit board populated with a multiple of LED's and is mechanically fastened to a radial aluminum heat sink. An acrylic lens and end cap protects the LED Tube's internal components.

CAST LOUVER (CL) - External louver stack consisting of individual cast aluminum (A356 alloy; <0.2% copper) louver vanes which index together and are mechanically bonded to form a unified assembly. The louver stack is fastened to the concrete riser via threaded inserts. An internal clear acrylic lens is integrated with the LED Power Array module.

LED EMITTERS

High Output LED's are driven at 350mA for nominal 1 Watt output each. 70CRI Minimum. LED's are available in standard Neutral White (4000K), or optional Cool White (5000K) or Warm White (3000K). Consult Factory for other LED options.

LED DRIVER

UL and CUL recognized Constant Current LED drivers operate on input voltages from 120-277VAC, 50/60hz. Consult Factory for (347-480VAC). Driver is mechanically fastened to a retaining bracket. Driver has a minimum 4KV of internal surge protection, 10KV & 20KV Surge Protector optional. Dimmable and High-Low Driver options available.

FINISH

Polyester powder coat incorporates four step iron phosphate process to pretreat metal surface for maximum adhesion. Top coat is baked at 400°F for maximum hardness and exterior durability.

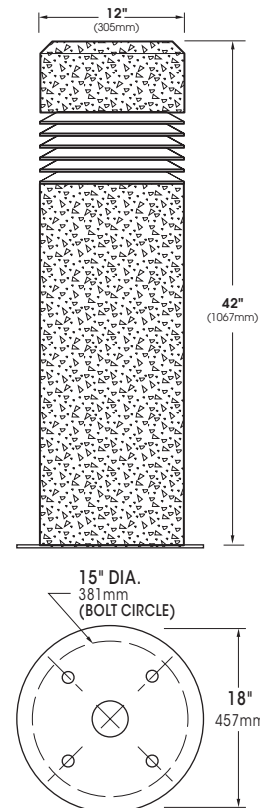
PROJECT NAME: _____

FIXTURE TYPE: _____



BRC12

PATENT PENDING

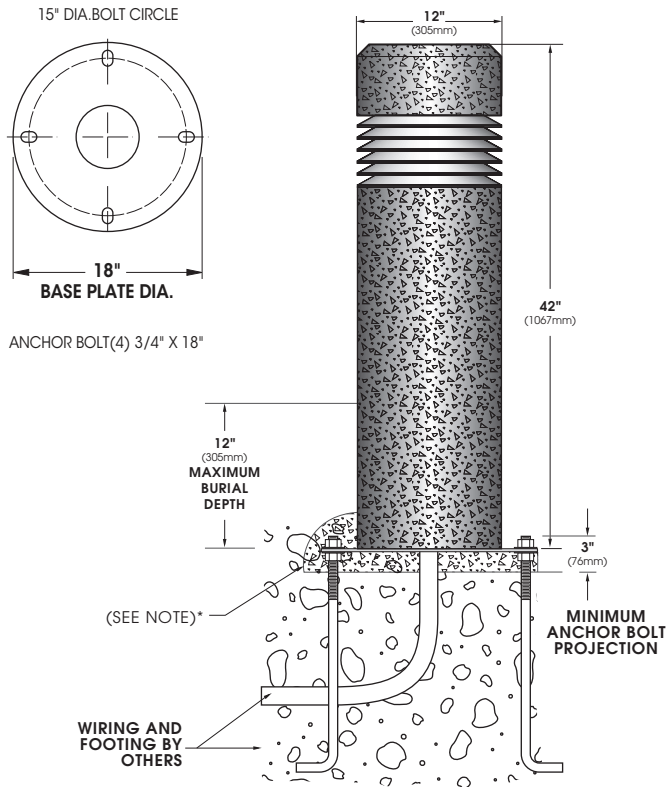


2013253

BRC12 SERIES-LED

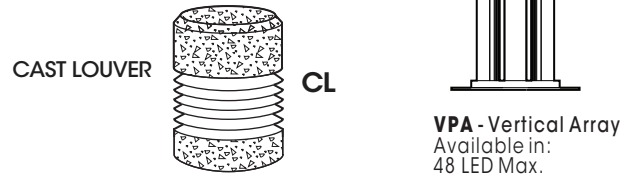
S P E C I F I C A T I O N S

INSTALLATION



*When mounting in soil, anchor bolt fasteners and other hardware must be protected from soil by grouting.

OPTICS



O R D E R I N G I N F O R M A T I O N

BOLLARD	OPTICS	# of LED's	COLOR	VOLTAGE	MOUNTING	FINISH	OPTIONS
<input type="checkbox"/> BRC12-LED	<input type="checkbox"/> VERTICAL POWER ARRAY <input type="checkbox"/> CAST LOUVER CL	<input type="checkbox"/> 48LED (53 Watts) <input type="checkbox"/> 36LED (42 Watts) <input type="checkbox"/> 24LED (28 Watts)	<input type="checkbox"/> NW (4000K) Standard <input type="checkbox"/> CW (5000K) <input type="checkbox"/> WW (3000K) OTHER LED COLORS AVAILABLE CONSULT FACTORY	VOLTAGE <input type="checkbox"/> 120 <input type="checkbox"/> 208 <input type="checkbox"/> 240 <input type="checkbox"/> 277 <input type="checkbox"/> 347 <input type="checkbox"/> 480	<input type="checkbox"/> GROUND INSTALLATION (STANDARD) <input type="checkbox"/> DIRECT BURIAL DB	STANDARD TEXTURED FINISH <input type="checkbox"/> BLACK RAL-9005-T <input type="checkbox"/> WHITE RAL-9003-T <input type="checkbox"/> GREY RAL-7004-T <input type="checkbox"/> DARK BRONZE RAL-8019-T <input type="checkbox"/> GREEN RAL-6005-T FOR SMOOTH FINISH REMOVE SUFFIX "T" (EXAMPLE: RAL-9500) SEE USALTG.COM FOR ADDITIONAL COLORS	<input type="checkbox"/> DIMMABLE DRIVER (0-10V PROVIDED) DIM <input type="checkbox"/> HIGH-LOW DIMMING FOR HARDWIRED SWITCHING OR NONINTEGRATED MOTION SENSOR HLSW <input type="checkbox"/> INTERNAL HOUSE SIDE SHIELD... HS <input type="checkbox"/> DUPLEX RECEPTACLE DUP-C (CONSULT FACTORY) <input type="checkbox"/> GROUND FAULT RECEPTACLE GFI-C (CONSULT FACTORY) <input type="checkbox"/> 10KV SURGE PROTECTOR 10SP <input type="checkbox"/> 20KV SURGE PROTECTOR (277V & 480V Only) 20SP OPTIONAL HEIGHTS: <input type="checkbox"/> 30" <input type="checkbox"/> 36"