

# H.I.D. AREA LIGHTING

## DSCPL SERIES-HID

### SPECIFICATIONS

#### HOUSING

Ballast housing is cast from low copper (A356, < 0.2%) aluminum alloy, minimum .125" wall thickness. Windows in the lower portion of the ballast housing allow for decorative illumination (horizontal optics only). Optical housing is spun from .080" aluminum, hemmed at the edges. Lens frame is a one-piece .060" aluminum spinning surrounding a 3/16" tempered glass lens sealed with a continuous silicone gasket and attaches to the housing with the Accuhinge™ hinging mechanism. A captive stainless steel thumbscrew allows for tool less entry to the optical compartment which is sealed with a closed cell E.P.D.M. gasket.

#### MOUNTING

When pendant mounted, the fixture housing is connected to the mounting arm by the Trulevel swivel which is internally welded to the housing and allows for fixture leveling prior to locking the swivel. When side arm mounted, the housing is externally welded to the mounting arm and the weld is blended to produce a smooth, continuous joint.

#### REFLECTOR MODULE

Specular Alzak® optical segments rigidly mounted in an aluminum frame, which attaches to the housing as a one piece module. Reflector module is field rotatable in 90° increments. Reflector modules are factory prewired with a quick-disconnect plug. Sockets are porcelain 4KV pulse rated, medium base (E26) for 50W - 150W or bi-pin (G12) for 70W and 150W; pin oriented mogul base (E39) for 250W - 400W. Special for 210W and 315W CDM Elite lamp base is PGZ18. Lamp is horizontally mounted.

#### ELECTRICAL COMPONENTS

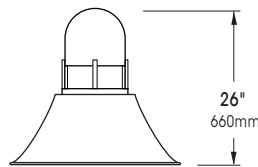
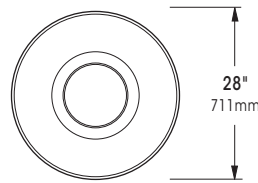
All electrical components are UL and cUL recognized mounted on a single plate and factory wired with quick-disconnect. Electrical module attaches to housing with toolless hinge and latch. Electronic MH ballasts have power factor of >.95, -20°F starting, 120-277V 50Hz/60Hz and have lamp End-of-life protection. Special for Philips MasterColor CDM Elite: Electronic MH ballast has a power factor of >.90 (210W & 315W), -4°F starting, 200 - 277V, 50Hz/60Hz and has lamp End-of-life protection. 315W electronic MH ballast has 0 - 10V dimming capability. Magnetic MH ballasts are high power factor (70W - 150W) or CWA (250W), -20°F starting, multi-tap 120-277V, 60Hz. All HPS ballasts are core and coil, high-reactance, high power factor (70W - 150W) or CWA (200W - 400W), -40°F starting.

#### FINISH

Electrostatically applied TGIC Polyester Powder Coat on substrate prepared with 20 PSI power wash at 140° F. Four step iron phosphate pretreatment for protection and paint adhesion. 400°F bake for maximum hardness and durability. Texture finish is standard.

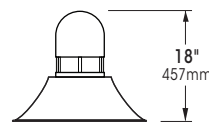
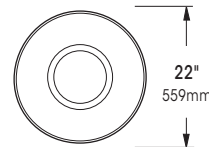
PROJECT NAME: \_\_\_\_\_

FIXTURE TYPE: \_\_\_\_\_




**DSCPL25**

PATENT PENDING



**DSCPL1**

PATENT PENDING

 Light Pollution Control Classification System  
Full cutoff 0% Uplight Luminaire

 U.L. Listed for wet location



2014233

U.S. Architectural Lighting

660 West Avenue O, Palmdale, CA 93551  
Phone (661) 233-2000 Fax (661) 233-2001  
www.usallg.com



