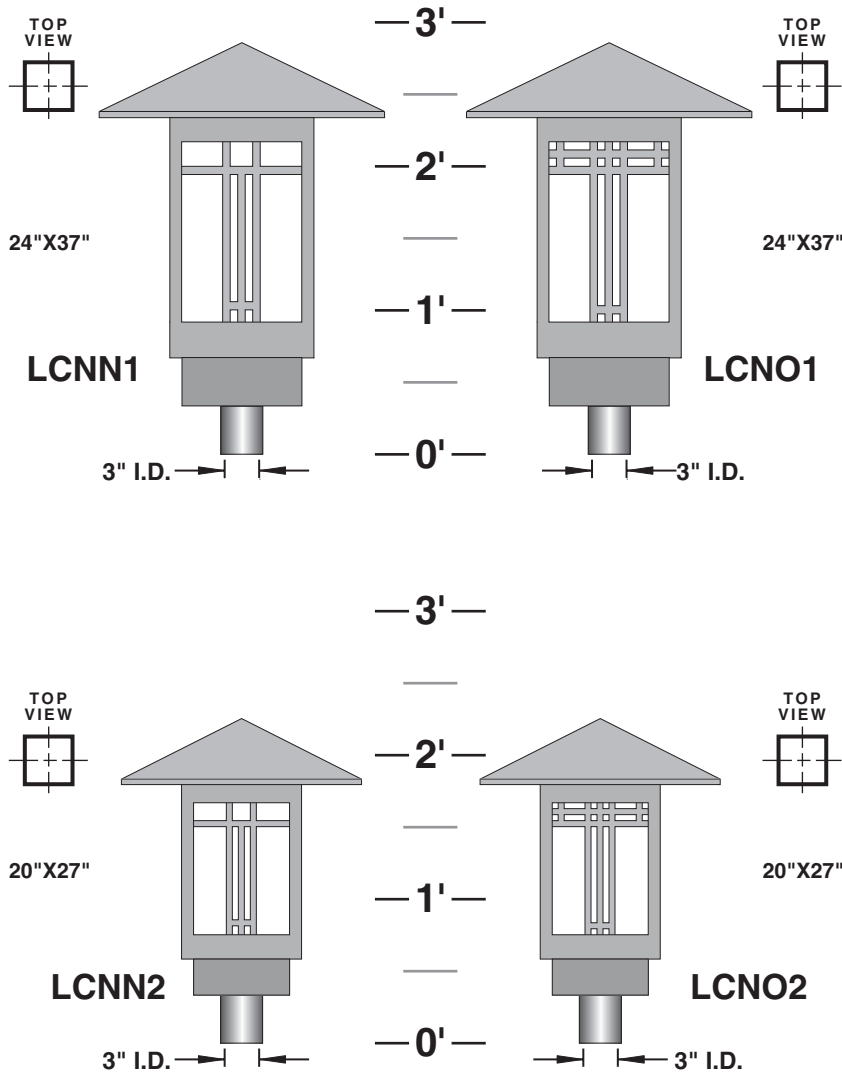


(SPECIFY AS SUFFIX TO LUMINAIRE NO.)

CAST ALUMINUM CONSTRUCTION. LUMINAIRE PROVIDED WITH ACRYLIC OR POLYCARBONATE LENSES



BALLASTS ARE H.P.F. / C.W.A. AUTOTRANSFORMER, -20° STARTING TEMPERATURE

	METAL HALIDE	HIGH PRESSURE SODIUM	MERCURY VAPOR	INC.	FOR FLUOR. LAMPS CONSULT FACTORY
LCNN1 LCNO1 LCNN2 LCNO2	50W.	50W.	50W.	TO 200W.	
	70W.	70W.	75W.		
	100W.	100W.	100W.		
	175W.	150W.	175W.		
	250W.	250W.	250W.		



INTERNAL LOUVER



IL

WIDE ANGLE LOUVER SYSTEM (LCNN1 & LCNO1 ONLY)
175 W. MAX MEDIUM BASE LAMP ONLY



OPTM

PRISMATIC GLASS REFRACTOR TYPE III TYPE V



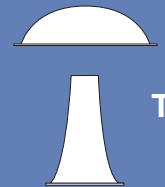
PG-III
PG-V

GLASS CHIMNEY CLEAR OR 3/4 FROSTED



GCC
GCF

TWIN REFLECTOR SYSTEM TYPE V



TR-V

STANDARD PANELS:
CLEAR PATTERNED ACRYLIC

OPTIONS:

- OPAL SMOOTH ACRYLIC.....WA
- CLEAR SMOOTH ACRYLIC.....CA
- OPAL SMOOTH POLYCARBONATEWP
- CLEAR SMOOTH POLYCARBONATE.....CP

- HOUSE SIDE SHIELD 90°.....HS90°
- 135°.....HS135°
- 180°.....HS180°

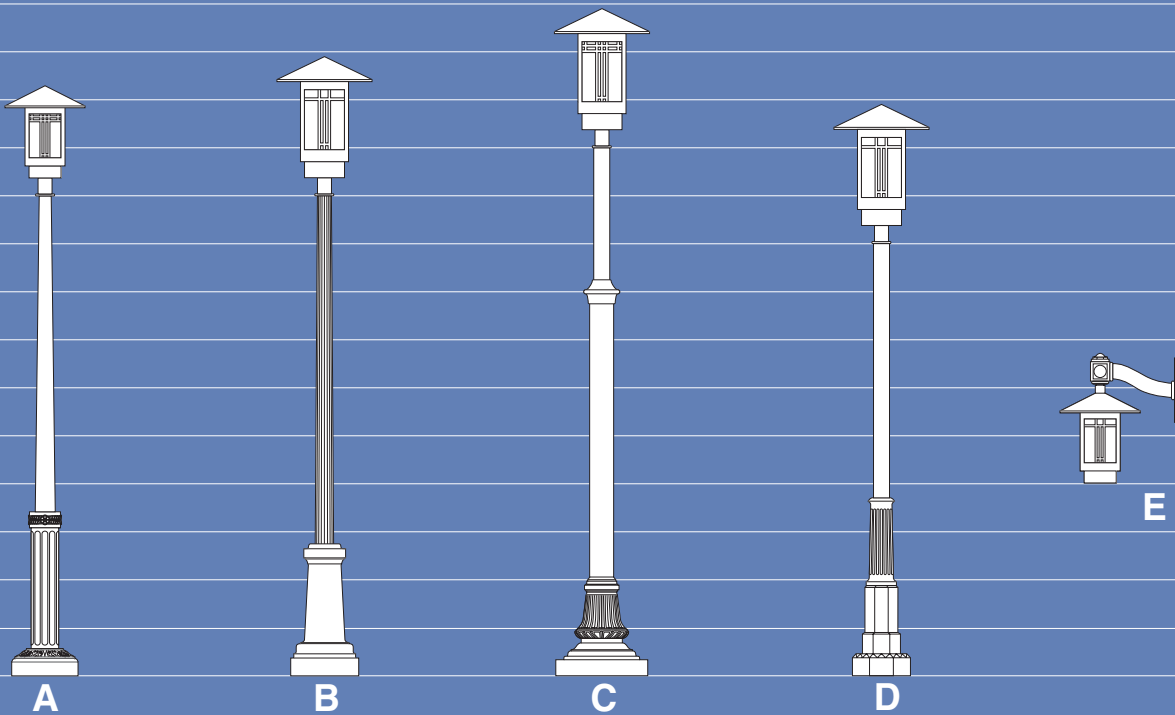
PHOTO CELL + VOLTAGE (EXAMPLE: PC120V).....PC+V

SINGLE FUSE (120V., 277V.).....SF

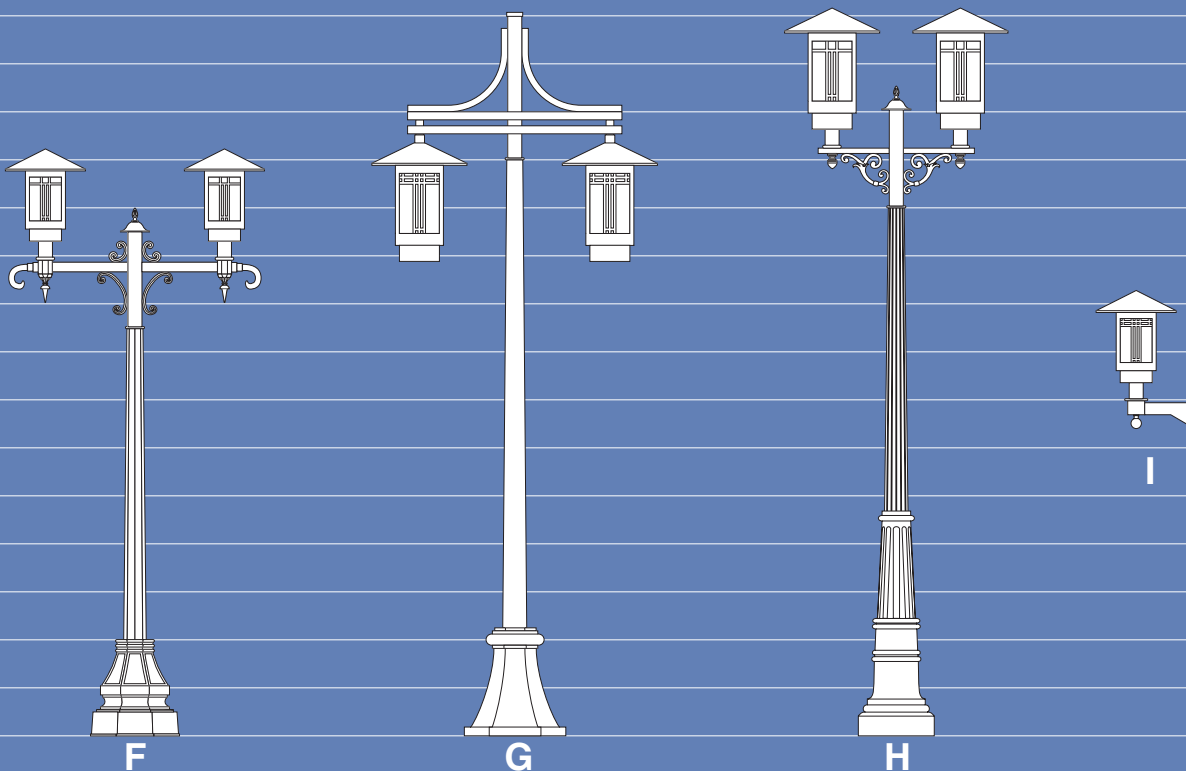
DOUBLE FUSE (208V., 240V., 480V.).....DF



14
13
12
11
10
9
8
7
6
5
4
3
2
1
0



16
15
14
13
12
11
10
9
8
7
6
5
4
3
2
1
0



FT.

- A. 23-1035T-10/LCNO2-WA/PT/BALLAST/ACCESSORIES/FINISH
- B. 45-1030C-10/LCNN1-CA-PG-III/PT/BALLAST/ACCESSORIES/FINISH
- C. 34-9040-11/LCNO1-CP/PT/BALLAST/ACCESSORIES/FINISH
- D. 10-1040-9/LCNN1-WP/PT/BALLAST/ACCESSORIES/FINISH
- E. WS/LCNN2-CA/XBE-WM/BALLAST/ACCESSORIES/FINISH

- F. 46-1080C-8'-6"/LCNN2-WP/XAA-2-180/BALLAST/ACCESSORIES/FINISH
- G. 22-1046T-10/LCNO1-CA-PG-V/XBC-2-180/BALLAST/ACCESSORIES/FINISH
- H. 36-1050C-11/LCNN1-CP/XAT-2-180/BALLAST/ACCESSORIES/FINISH
- I. WS/LCNO2 /XBY-WM/BALLAST/ACCESSORIES/FINISH