

SPECIFICATIONS

LUMINAIRE: CAGE AND FITTER - ONE PIECE DURABLE, CORROSION RESISTANT, CAST ALUMINUM CONSTRUCTION.

OPTICS: **RC6014**-14" DIA. SPHERE, **RC6018**-18" DIA. SPHERE, **RC6022**-22" DIA. SPHERE. ONE PIECE SEAMLESS OPAL ACRYLIC SPHERE.

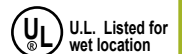
OPTIONS: ONE PIECE SEAMLESS CLEAR ACRYLIC, SURROUNDS TYPE II OR TYPE V REFRACTOR.

LAMP HOLDER: MEDIUM OR MOGUL BASE PORCELAIN.

LAMP: [BY OTHERS]

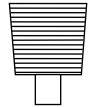
BALLAST: H.P.F./C.W.A. AUTOTRANSFORMER, -20° STARTING TEMPERATURE. ELECTRICAL COMPONENTS ARE MOUNTED TO A REMOVABLE BALLAST TRAY. BALLAST IS EQUIPPED WITH FACTORY INSTALLED QUICK DISCONNECT PLUG.

FINISH: POLYESTER POWDER COAT-STATE OF THE ART 20 PSI PRESSURE POWER WASH AT 140° TEMPERATURE INCORPORATES FOUR STEP IRON PHOSPHATE PROCESS TO CLEANSE AND PRETREAT THE METAL SURFACE FOR MAXIMUM PAINT ADHESION. ELECTROSTATICALLY APPLIED TEXTURED POLYESTER POWDER TOPCOAT IS BAKED AT 400° TEMPERATURE FOR MAXIMUM HARDNESS AND EXTERIOR DURABILITY.




OPTICS

PRISMATIC GLASS REFRACTOR
TYPE III
TYPE V



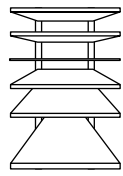
PG-III
PG-V

INTERNAL LOUVER



IL

WIDE ANGLE LOUVER SYSTEM (RCGD22 ONLY)



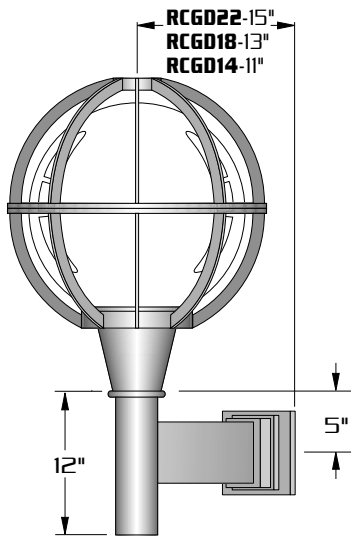
OPT
(RCGD22 ONLY)

HEAT SHIELD



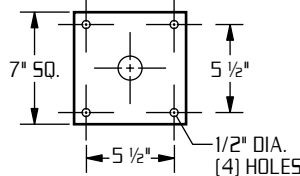
HT

WALL MOUNT



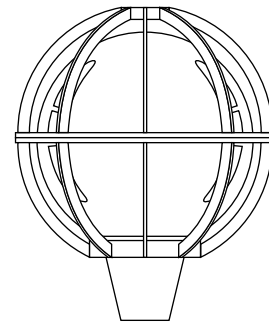
EXTRUDED ALUMINUM ARM AND CAST ALUMINUM WALL BRACKET ASSEMBLY PROVIDED WITH BUILT IN GASKETED WIRE ACCESS FOR FIXTURE/SUPPLY WIRE CONNECTION.

WALL PLATE



LAMP SIZE:

RCGD22 50-250 WATT.
RCGD18 50-175 WATT.
RCGD14 50-100 WATT



E.P.A. **RCGD22**- 2.56
RCGD18- 1.71
RCGD14- 1.08

ALL CAST ALUMINUM CONSTRUCTION.

SEAMLESS ACRYLIC OR POLYCARBONATE.

ORDERING INFORMATION

MODEL NO. : RCGD	OPTICS	WATTAGE TYPE VOLTAGE	MOUNTING	FINISH	OPTIONS
MODEL NO. : RCGD	OPTICS	LAMP	MOUNTING	FINISH	OPTIONS
R	STANDARD: <input type="checkbox"/> OPAL ACRYLIC..... WA	<input type="checkbox"/> 250 <input type="checkbox"/> HPS <input type="checkbox"/> 120	<input type="checkbox"/> PT ●	STANDARD TEXTURED FINISH	<input type="checkbox"/> HEAT SHIELD..... HT
C	DIFFUSER OPTIONS: <input type="checkbox"/> CLEAR ACRYLIC..... CA	<input type="checkbox"/> 175 <input type="checkbox"/> MH <input type="checkbox"/> 208	<input type="checkbox"/> WM ●	<input type="checkbox"/> BLACK RAL-9005-T	<input type="checkbox"/> HOUSE SIDE SHIELD 90°..... HS 90° 135°..... HS 135° 180°..... HS 180°
G	<input type="checkbox"/> CLEAR POLYCARBONATE.. CP	<input type="checkbox"/> 150 <input type="checkbox"/> MV <input type="checkbox"/> 240		<input type="checkbox"/> WHITE RAL-9003-T	<input type="checkbox"/> PHOTO CELL + VOLTAGE (EXAMPLE: PC120V)..... PC+V
D	<input type="checkbox"/> OPAL POLYCARBONATE.. WP	<input type="checkbox"/> 100 <input type="checkbox"/> 277		<input type="checkbox"/> GREY RAL-7004-T	<input type="checkbox"/> SINGLE FUSE (120V., 277V)..... SF
	PRISMATIC GLASS REFRACTOR <input type="checkbox"/> TYPE III..... PG-III	<input type="checkbox"/> 75 <input type="checkbox"/> 480		<input type="checkbox"/> DRK BRONZE RAL-8019-T	<input type="checkbox"/> DOUBLE FUSE (208V., 240V)..... DF
	<input type="checkbox"/> TYPE V..... PG-V	<input type="checkbox"/> 70 <input type="checkbox"/> MT		<input type="checkbox"/> GREEN RAL-6005-T	
	<input type="checkbox"/> INTERNAL LOUVER.. IL SPECIFY AFTER DIFFUSER OPTION (EX: CA-IL)	<input type="checkbox"/> 50	SEE ARM SECTION FOR ADDITIONAL ARMS	FOR SMOOTH FINISH REMOVE SUFFIX "T" (EXAMPLE: RAL-9500)	
	<input type="checkbox"/> WIDE ANGLE LOUVER..... OPT (RCGD22 ONLY) SPECIFY AFTER DIFFUSER OPTION (EX: CP-OPT)			SEE WEBSITE FOR ADDITIONAL COLORS	
	<input type="checkbox"/> HEAT SHIELD..... HT				