
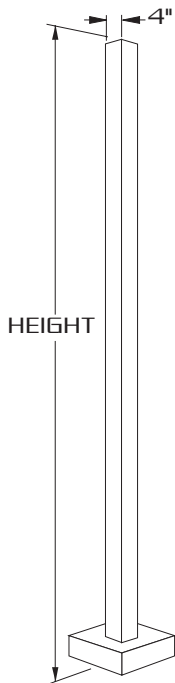


# SNTS 4"



## 4" SQUARE STRAIGHT STEEL

### SPECIFICATIONS

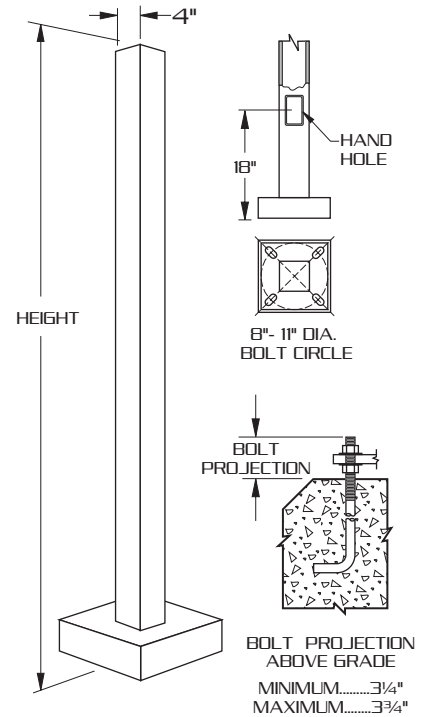
- SHAFT:** 4" SQUARE, FABRICATED FROM HIGH GRADE STRUCTURAL STEEL TUBE. SHAFT CONFORMS TO ASTM-A-501-68 SPECIFICATIONS. MEETS OR EXCEEDS MINIMUM YIELD STRENGTH OF 46,000 P.S.I. WALL THICKNESS 11 GA. (.120 WALL) OR 7 GA. (.180 WALL) AS SPECIFIED. REINFORCED HAND HOLE IS FURNISHED WITH COVER. SHAFT IS FURNISHED WITH GROUND LUG LOCATED INSIDE POLE ON WALL OPPOSITE HAND HOLE.
- BASE PLATE:** FABRICATED FROM STRUCTURAL QUALITY HOT ROLLED STEEL. MEETS OR EXCEEDS MINIMUM YIELD STRENGTH OF 36,000 P.S.I. BASE TELESCOPES AND IS CIRCUMFERENTIALLY WELDED TO POLE SHAFT. SLOTTED BOLT HOLES PROVIDE 1" FLEXIBILITY ON EITHER SIDE OF BOLT CIRCLE CENTERLINE.
- ANCHORAGE:** (4) ANCHOR BOLTS FABRICATED FROM HOT ROLLED STEEL BAR. MINIMUM YIELD STRENGTH OF 50,000 P.S.I. BOLTS HAVE "L" BEND ON ONE END AND ARE THREADED ON THE OTHER END. BOLTS ARE FULLY GALVANIZED AND ARE FURNISHED WITH TWO NUTS AND TWO WASHERS.
- BASE COVER:** FABRICATED FROM HEAVY GAUGE QUALITY CARBON STEEL. TWO PIECE COVER CONCEALS BASE.
- FINISH:** POLYESTER POWDER COAT. THE METAL SURFACE IS PRETREATED BY SAND BLAST PROCESS FOR MAXIMUM PAINT ADHESION. ELECTROSTATICALLY APPLIED POLYESTER POWDER TOPCOAT IS BAKED AT 400° TEMPERATURE FOR MAXIMUM HARDNESS AND EXTERIOR DURABILITY.

# SNTS SERIES

## ENGINEERING DATA Maximum EPA - Square Feet

Catalog Number	Maximum Fixt. wgt.	100 MPH	90 MPH	80 MPH	70 MPH
SNTS 104-11	400	16.7	20.5	26.1	33.4
SNTS 124-11	400	12.2	16.1	20.4	25.8
SNTS 144-11	400	9.9	12.8	16.1	20.2
SNTS 154-11	400	8.9	11.4	14.4	17.9
SNTS 164-11	400	7.9	10.1	12.8	15.9
SNTS 184-11	400	6.2	8.2	10.1	13.8
SNTS 204-11	400	4.8	6.2	7.9	11.6
SNTS 204-7	450	8.8	11.3	14.0	17.4
SNTS 254-11	350	1.6	3.2	5.5	8.8
SNTS 254-7	450	4.3	6.1	9.1	11.2

All above design calculations are based on sustained wind forces plus additional 1.3 wind gust  
(Example: Pole rated at 80 MPH withstands 104 MPH gusts)



## ORDERING INFORMATION

MODEL NO. : SNTS	POLES	MOUNTING	FINISH	OPTIONS																																																						
<b>S N T S</b>	<table border="1"> <thead> <tr> <th>POLE HEIGHT</th> <th>WALL THICKNESS</th> <th>BOLT CIRCLE</th> <th>ANCHORAGE</th> </tr> </thead> <tbody> <tr> <td><input type="checkbox"/> 104-11</td> <td>10'</td> <td>11"</td> <td>9"</td> <td>3/4"X18"X3"</td> </tr> <tr> <td><input type="checkbox"/> 124-11</td> <td>12'</td> <td>11"</td> <td>9"</td> <td>3/4"X18"X3"</td> </tr> <tr> <td><input type="checkbox"/> 144-11</td> <td>14'</td> <td>11"</td> <td>9"</td> <td>3/4"X18"X3"</td> </tr> <tr> <td><input type="checkbox"/> 154-11</td> <td>15'</td> <td>11"</td> <td>9"</td> <td>3/4"X18"X3"</td> </tr> <tr> <td><input type="checkbox"/> 164-11</td> <td>16'</td> <td>11"</td> <td>9"</td> <td>3/4"X18"X3"</td> </tr> <tr> <td><input type="checkbox"/> 184-11</td> <td>18'</td> <td>11"</td> <td>9"</td> <td>3/4"X18"X3"</td> </tr> <tr> <td><input type="checkbox"/> 204-11</td> <td>20'</td> <td>11"</td> <td>10"</td> <td>3/4"X24"X3"</td> </tr> <tr> <td><input type="checkbox"/> 204-7</td> <td>20'</td> <td>7"</td> <td>11"</td> <td>3/4"X30"X3"</td> </tr> <tr> <td><input type="checkbox"/> 254-11</td> <td>25'</td> <td>11"</td> <td>11"</td> <td>3/4"X24"X3"</td> </tr> <tr> <td><input type="checkbox"/> 254-7</td> <td>25'</td> <td>7"</td> <td>11"</td> <td>3/4"X30"X3"</td> </tr> </tbody> </table>	POLE HEIGHT	WALL THICKNESS	BOLT CIRCLE	ANCHORAGE	<input type="checkbox"/> 104-11	10'	11"	9"	3/4"X18"X3"	<input type="checkbox"/> 124-11	12'	11"	9"	3/4"X18"X3"	<input type="checkbox"/> 144-11	14'	11"	9"	3/4"X18"X3"	<input type="checkbox"/> 154-11	15'	11"	9"	3/4"X18"X3"	<input type="checkbox"/> 164-11	16'	11"	9"	3/4"X18"X3"	<input type="checkbox"/> 184-11	18'	11"	9"	3/4"X18"X3"	<input type="checkbox"/> 204-11	20'	11"	10"	3/4"X24"X3"	<input type="checkbox"/> 204-7	20'	7"	11"	3/4"X30"X3"	<input type="checkbox"/> 254-11	25'	11"	11"	3/4"X24"X3"	<input type="checkbox"/> 254-7	25'	7"	11"	3/4"X30"X3"	<input type="checkbox"/> 2 3/8"X4" TENON <b>PT23</b>  <input type="checkbox"/> 2 7/8"X4" TENON <b>PT27</b>  <input type="checkbox"/> OTHER TENON MT _____  <b>DRILL MOUNT</b> <input type="checkbox"/> 1..... <input type="checkbox"/> 3-90... <input type="checkbox"/> 2-180... <input type="checkbox"/> 4-90... <input type="checkbox"/> 2-90... <input type="checkbox"/> 3-120...  3-120 REQUIRES <b>PT27</b> AND <b>T3120</b> ADAPTER	<b>STANDARD SMOOTH FINISH</b> <input type="checkbox"/> BLACK <b>RAL-9005-S</b> <input type="checkbox"/> WHITE <b>RAL-9003-S</b> <input type="checkbox"/> GREY <b>RAL-7004-S</b> <input type="checkbox"/> DRK BRONZE <b>RAL-8019-S</b>  <input type="checkbox"/> GREEN <b>RAL-6005-S</b> <b>OPTION:</b> <input type="checkbox"/> PRIME PAINT <b>PP</b> <input type="checkbox"/> GALVANIZED <b>GLV</b> <input type="checkbox"/> THERMOSET POLYESTER POWDER <b>PDR</b>	<input type="checkbox"/> DUPLEX RECEPTACLE <b>DUP</b> <input type="checkbox"/> GFI RECEPTACLE <b>GFI</b> <input type="checkbox"/> 3 WAY ADAPTER <b>T3120</b>  <input type="checkbox"/> 1/2" COUPLING <b>CPLN1/2</b> <input type="checkbox"/> 3/4" COUPLING <b>CPLN3/4</b>  <input type="checkbox"/> 2" COUPLING <b>CPLN2</b> (SPECIFY COUPLING LOCATION)  SEE ACCESSORIES SECTION FOR OTHER OPTIONS.
	POLE HEIGHT	WALL THICKNESS	BOLT CIRCLE	ANCHORAGE																																																						
	<input type="checkbox"/> 104-11	10'	11"	9"	3/4"X18"X3"																																																					
	<input type="checkbox"/> 124-11	12'	11"	9"	3/4"X18"X3"																																																					
	<input type="checkbox"/> 144-11	14'	11"	9"	3/4"X18"X3"																																																					
	<input type="checkbox"/> 154-11	15'	11"	9"	3/4"X18"X3"																																																					
	<input type="checkbox"/> 164-11	16'	11"	9"	3/4"X18"X3"																																																					
	<input type="checkbox"/> 184-11	18'	11"	9"	3/4"X18"X3"																																																					
	<input type="checkbox"/> 204-11	20'	11"	10"	3/4"X24"X3"																																																					
	<input type="checkbox"/> 204-7	20'	7"	11"	3/4"X30"X3"																																																					
<input type="checkbox"/> 254-11	25'	11"	11"	3/4"X24"X3"																																																						
<input type="checkbox"/> 254-7	25'	7"	11"	3/4"X30"X3"																																																						
<small>CONSULT FACTORY FOR CUSTOM COLORS</small>																																																										