

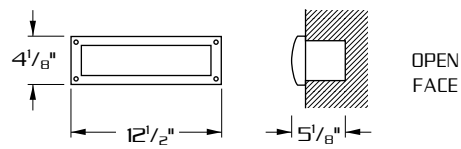
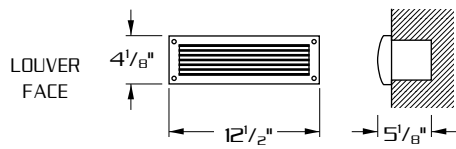
STEPLIGHT-SS



4482



5482



iGuzzini design



SPECIFICATIONS

HOUSING: PRECISE CORROSION RESISTANT CAST ALUMINUM FACE WITH HEAVY WALL ANODIZED ALUMINUM HOUSING.

OPTICS: **4482** - LOUVERED FACE OVER CLEAR GLASS PROVIDES 45° CUTOFF
5482 - OPAL TEMPERED GLASS.

LAMP HOLDER: **INCANDESCENT**-INTERMEDIATE BASE.
FLUORESCENT- SINGLE ENDED BASE FOR 4-PIN COMPACT FLUORESCENT LAMP.

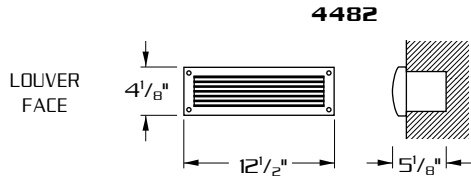
LAMP: (BY OTHERS)

BALLAST: **FLUORESCENT**- RAPID START, H.P.F. -20° STARTING TEMPERATURE, ELECTRONIC.

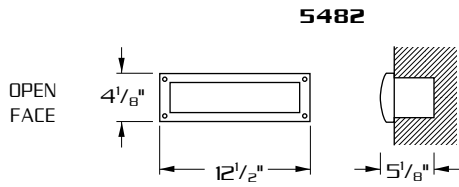
MOUNTING: SUITABLE FOR POURED CONCRETE CONSTRUCTION.

FINISH: POLYESTER POWDER COAT-STATE OF THE ART 20 PSI PRESSURE POWER WASH AT 140° TEMPERATURE INCORPORATES FOUR STEP IRON PHOSPHATE PROCESS TO CLEANSE AND PRETREAT THE METAL SURFACE FOR MAXIMUM PAINT ADHESION. ELECTROSTATICALLY APPLIED TEXTURED POLYESTER POWDER TOPCOAT IS BAKED AT 400° TEMPERATURE FOR MAXIMUM HARDNESS AND EXTERIOR DURABILITY.





CATALOG NUMBER	RECESSED OPENING
4482	3 1/4" X 11 1/2"



5482	3 1/4" X 11 1/2"
------	------------------

ORDERING INFORMATION

MODEL NO. :	WATTAGE TYPE VOLTAGE	FINISH																		
MODEL NO. :	LAMP	FINISH																		
<input type="checkbox"/> 4482 (LOUVER FACE) <input type="checkbox"/> 5482 (OPEN FACE)	<table style="width: 100%; border-collapse: collapse;"> <tr> <td style="text-align: center;">WATTAGE</td> <td style="text-align: center;">TYPE</td> <td style="text-align: center;">VOLTAGE</td> </tr> <tr> <td style="text-align: center;"><input type="checkbox"/> 32</td> <td style="text-align: center;"><input type="checkbox"/> INC</td> <td style="text-align: center;"><input type="checkbox"/> 120</td> </tr> <tr> <td style="text-align: center;"><input type="checkbox"/> 26</td> <td style="text-align: center;"><input type="checkbox"/> PL</td> <td style="text-align: center;"><input type="checkbox"/> 277</td> </tr> <tr> <td style="text-align: center;"><input type="checkbox"/> 25</td> <td></td> <td></td> </tr> <tr> <td style="text-align: center;"><input type="checkbox"/> 18</td> <td></td> <td></td> </tr> <tr> <td style="text-align: center;"><input type="checkbox"/> 13</td> <td></td> <td></td> </tr> </table> <p style="margin-top: 20px;">NOTES: PL LAMPS TO 18 W. USE PL-C LAMPS (G24Q LAMP HOLDER) PL LAMPS 26 W. AND 32 W. USE PL-T LAMPS (GX24Q LAMP HOLDER) 25 WATT AVAILABLE FOR INCANDESCENT LAMP ONLY</p>	WATTAGE	TYPE	VOLTAGE	<input type="checkbox"/> 32	<input type="checkbox"/> INC	<input type="checkbox"/> 120	<input type="checkbox"/> 26	<input type="checkbox"/> PL	<input type="checkbox"/> 277	<input type="checkbox"/> 25			<input type="checkbox"/> 18			<input type="checkbox"/> 13			<p>STANDARD TEXTURED FINISH</p> <p><input type="checkbox"/> BLACK RAL-9005-T</p> <p><input type="checkbox"/> WHITE RAL-9003-T</p> <p><input type="checkbox"/> GREY RAL-7004-T</p> <p><input type="checkbox"/> DRK BRONZE RAL-8019-T</p> <p><input type="checkbox"/> GREEN RAL-6005-T</p> <p style="margin-top: 20px;">FOR SMOOTH FINISH REMOVE SUFFIX "T" (EXAMPLE: RAL-9500)</p> <p style="font-size: small;">SEE WEBSITE FOR ADDITIONAL COLORS</p>
WATTAGE	TYPE	VOLTAGE																		
<input type="checkbox"/> 32	<input type="checkbox"/> INC	<input type="checkbox"/> 120																		
<input type="checkbox"/> 26	<input type="checkbox"/> PL	<input type="checkbox"/> 277																		
<input type="checkbox"/> 25																				
<input type="checkbox"/> 18																				
<input type="checkbox"/> 13																				