

## AREA &amp; ROADWAY LIGHTING

# LAFR SERIES - LED

### Luminaire

One piece high impact acrylic prismatic refracting globe provided with durable corrosion resistant cast aluminum fitter, struts, and crown. Standard fitters have 3" I.D. opening for tenon. Stainless steel hardware.

### LED Power Array™

Array of individual LED Tubes fastened to retaining plates. Each LED Tube consists of circuit board populated with a multiple of LED's covered with a gasketed acrylic lens and mechanically fastened to an extruded aluminum heatsink. Tubes are sealed to a an IP65 Standard. Power Array emits a symmetric, radial distribution which is optically controlled by the refracting globe to provide Type-III or Type-V distributions.

### LED Emitters

High Power White LED's are driven between 175mA and 700mA for a maximum output of 2 Watts nominal per LED. LED's are available standard in CCT's of Warm White (2700K & 3000K), Neutral White (4000K), or Cool White (5000K). All Standard LED's have a minimum of 70 CRI. Consult Factory for other LED options. LED Lumen Maintenance of L93 at 100,000 hours (TM-21 calculated at 6x Test Time).

### True Amber LED's

TRA-True Amber LED's emit light in a narrow amber spectral bandwidth centered on 585-590nm. True Amber has negligible blue light and is suitable for wildlife.

### LED Driver(s)

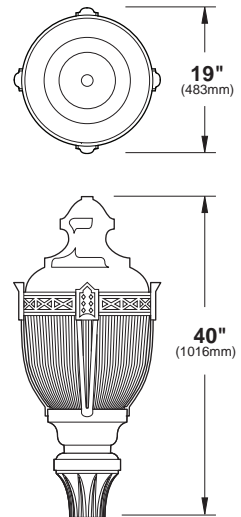
Constant current electronic with a power factor of >.90 and a minimum operating temperature of -40°F/-40°C. Driver(s) is/are UL and cUL recognized and mounted directly against the Electrical Housing to facilitate thermal transfer, held down by universal clamps to facilitate easy removal. In-line terminal blocks facilitate wiring between the driver and optical arrays. Drivers accept an input of 120-277V, 50/60Hz (UNV) or 347V-480V, 50,60Hz. 0 - 10V dimmable driver is standard. Driver has a minimum of 3KV internal surge protection. Luminaire supplied with 20KV surge protector for field accessible installation.)

### Finish

Electrostatically applied TGIC Polyester Powder Coat on substrate prepared with 20 PSI power wash at 140°F. Four step media blast and iron phosphate pretreatment for protection and paint adhesion. 400°F bake for maximum hardness and durability.


**LAFR**

(Shown with standard -YE Fitter)



BABA compliant



U.L. Listed for Wet Location

2023250

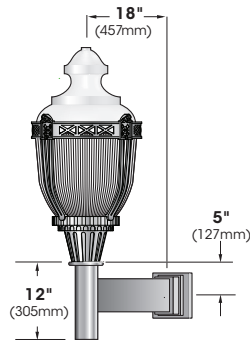
## SPECIFICATIONS

### Optional Fitters



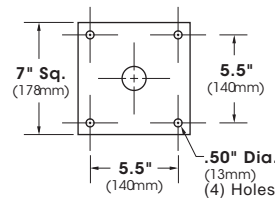
All Fitters Available with Mini-Button Photocells.  
YD, YE, UA, & UB Available with Twist-Lock Photocells.

### Wall Mount



Extruded aluminum arm bracket and cast aluminum wall bracket.

### WALL PLATE

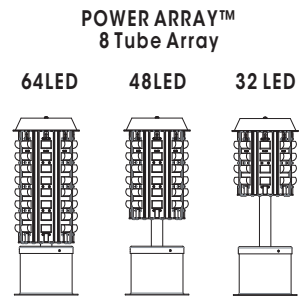


### EPA & WEIGHT

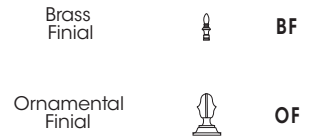


**LAFR**  
Max Weight = 43 lbs  
Max EPA = 2.11  
64 LED Max

### LED Power Array™ Modules



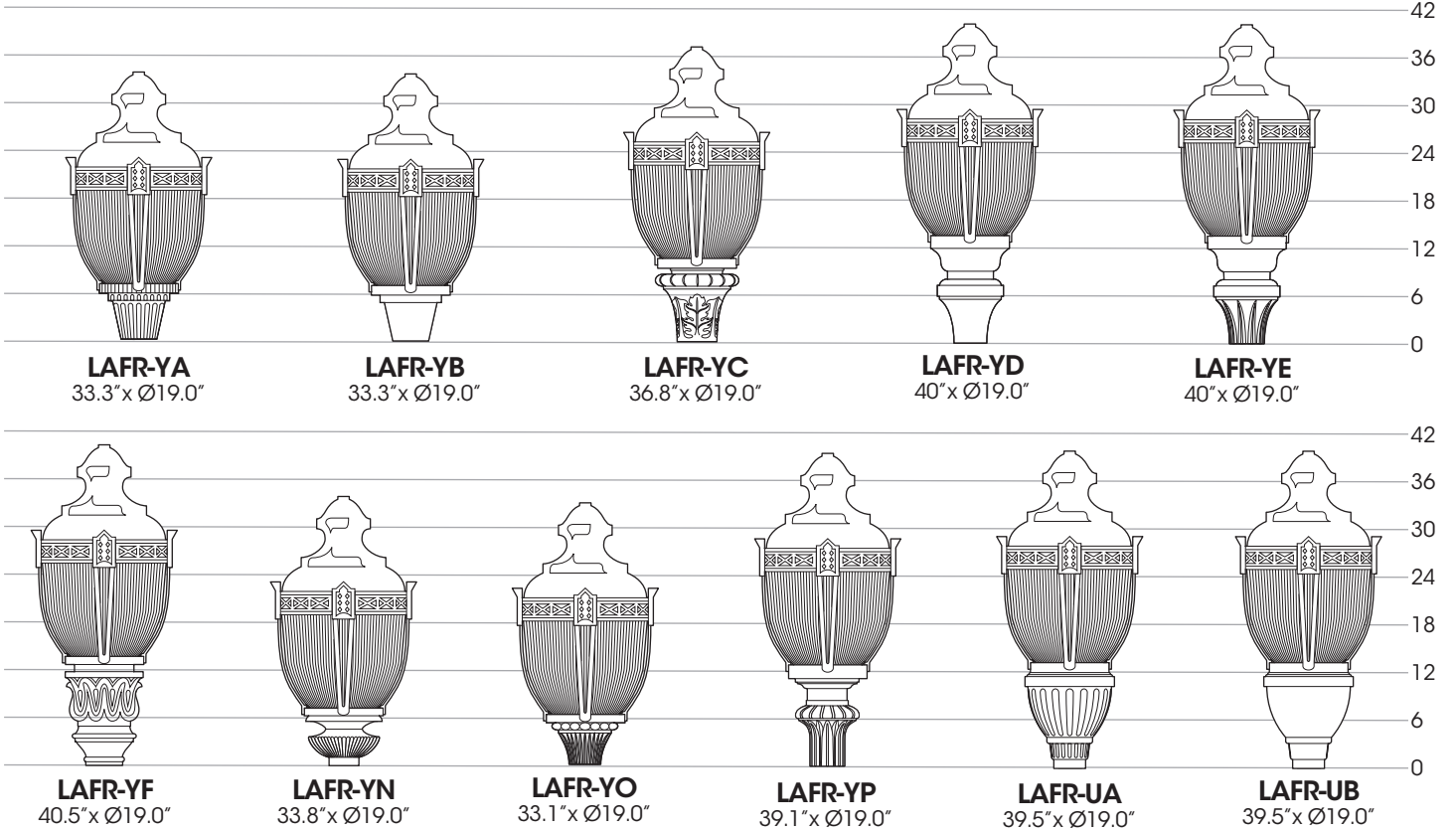
### ACCESSORIES



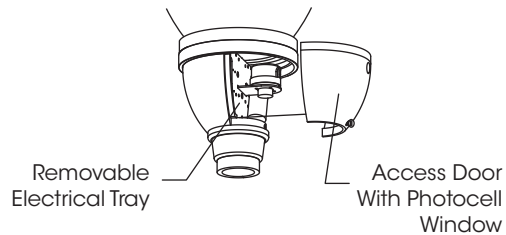
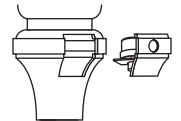
## ORDERING INFORMATION

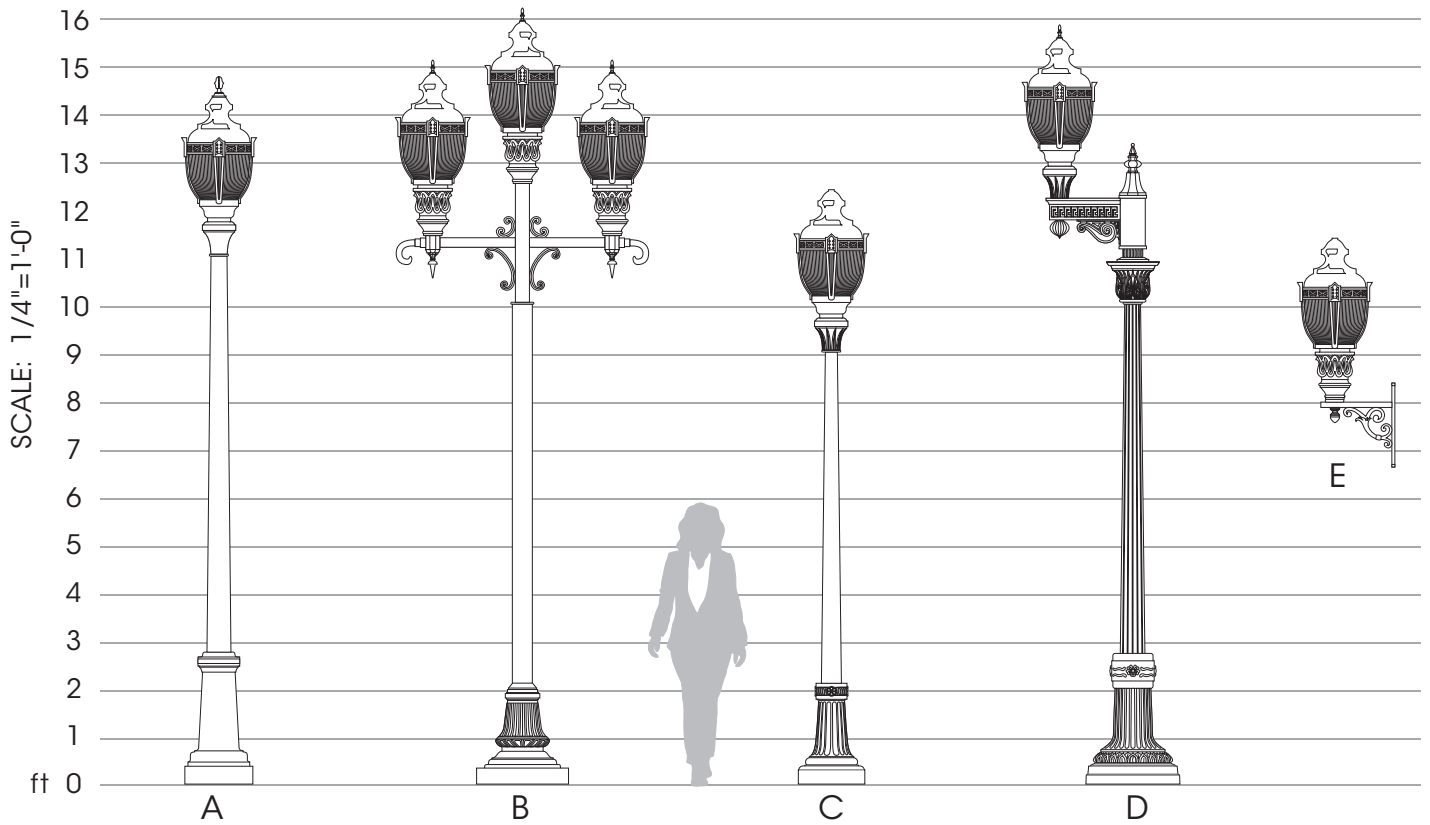
Spec/Order Example: LAFR-YD/PA-V/32LED/350mA/50K/UNV/3-90/RAL-6005-S/HS

Luminaire	Optics	# of LED's	Drive Current	CCT	Voltage	Mounting	Finish	Options
Luminaire	Optics	LED			Voltage	Mounting	Finish	Options
	<b>Power Array</b> (Acrylic Retractive Globe)	# of LED's	Drive Current	Color Temp-CCT	Voltage	Arm Mount	Standard Textured Finish	
<input type="checkbox"/> LAFR-YA	<input type="checkbox"/> PA - III	<input type="checkbox"/> 64LED	<input type="checkbox"/> 350mA	<input type="checkbox"/> 27K (2700K)	<input type="checkbox"/> UNV (120-277)	<input type="checkbox"/> 1	<input type="checkbox"/> Black RAL-9005-T	<input type="checkbox"/> Brass Finial <b>BF</b>
<input type="checkbox"/> LAFR-YB	<input type="checkbox"/> PA - V	<input type="checkbox"/> 48LED	<input type="checkbox"/> 525mA	<input type="checkbox"/> 30K (3000K)	<input type="checkbox"/> 347	<input type="checkbox"/> 2-180	<input type="checkbox"/> White RAL-9003-T	<input type="checkbox"/> Ornamental Finial <b>OF</b>
<input type="checkbox"/> LAFR-YC		<input type="checkbox"/> 32LED	<input type="checkbox"/> 700mA	<input type="checkbox"/> 40K (4000K)	<input type="checkbox"/> 480	<input type="checkbox"/> 2-90	<input type="checkbox"/> Grey RAL-7004-T	<input type="checkbox"/> House Side Shield <b>HS</b>
<input type="checkbox"/> LAFR-YD				<input type="checkbox"/> 50K (5000K)		<input type="checkbox"/> 3-90	<input type="checkbox"/> Dark Bronze RAL-8019-T	<input type="checkbox"/> High-Low Dimming for Switch (BY OTHERS) Select 25/100 Or 50/100 (EX HLSW25) <b>HLSW**</b>
<input type="checkbox"/> LAFR-YE				Consult Factory for Other LED Color, CCT, & CRI Options		<input type="checkbox"/> 3-120	<input type="checkbox"/> Green RAL-6005-T	<input type="checkbox"/> Pole Mounted Bluetooth Photo/Motion Sensor. (Factory 50/100 Motion Photo 75 fc) <b>MS-F311</b>
<input type="checkbox"/> LAFR-YF				<input type="checkbox"/> TRA True Amber*		<input type="checkbox"/> 4-90	<b>Premium Finishes</b>	<input type="checkbox"/> Mini-Button Photocell + Voltage <b>PC+V</b>
<input type="checkbox"/> LAFR-YN				*TRA Available only in 350mA and 525mA Drive Currents		<b>Wall Mount</b>	<input type="checkbox"/> Rust	<input type="checkbox"/> Single Fuse <b>SF</b>
<input type="checkbox"/> LAFR-YO						<input type="checkbox"/> WM	<input type="checkbox"/> Patina Copper <b>PC</b>	<input type="checkbox"/> Double Fuse <b>DF</b>
<input type="checkbox"/> LAFR-YP						<b>Post Top</b>	For smooth finish replace suffix "T" with suffix "S" (Example: RAL-9500-S)	
<input type="checkbox"/> LAFR-UA						<input type="checkbox"/> PT	Consult factor for custom colors	
<input type="checkbox"/> LAFR-UB								

**GLOBE AND FITTER CONFIGURATIONS**

**Notes:**

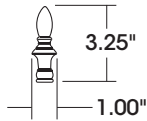
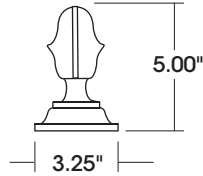
All Fitters have 3" ID Opening for 2.88" OD Tenon.  
 Standard Tenon length is 3.0".  
 Stainless Steel Set Screws provided for Mounting.  
 All Fitters can accept Mini-Button Photo Cells.  
 YD, YE, UA, & UB Fitters can accept Standard Twist  
 Lock Photo Cells TPR3 and TPR5 only (see Details)  
 UA & UB fitters have a removable electrical tray.

**UA & UB Utility Fitters**

**YD & YE Twist Lock Photocell Fitters**


**SAMPLE ASSEMBLIES**


- B. 45-1046T-11'/PT/LAFR-YD-OF/LED/ACCESSORIES/FINISH
- F. 34-1050-10'/XAA-3-180/LAFR-YF-BF/LED/ACCESSORIES/FINISH
- C. 7-1035T-9'/PT/LAFR-YE/LED/ACCESSORIES/FINISH
- H. 28-1050C-10'/XBA-2-180/LAFR-YE-BF/LED/ACCESSORIES/FINISH
- I. XAT-WM/LAFR-YF/LED/ACCESSORIES/FINISH

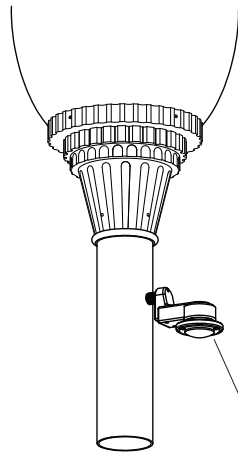
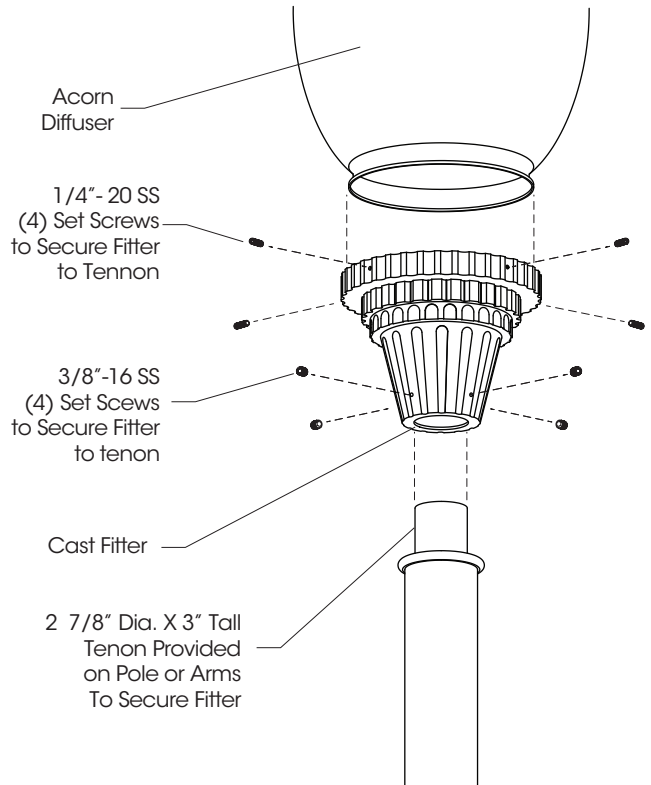
Sample Assemblies show a small offering of the Sun Valley Line of Poles, Bases, Shafts, Arms, & Luminaires. Please visit [usaltg.com](http://usaltg.com) for the full product offering.

**OPTIONS**
**Brass Finial**

**Ornamental Finial**

**POLE MOUNTED  
MFS-311 BLUETOOTH  
PHOTO/MOTION SENSOR**

Factory Settings:  
 No Motion - 50%  
 Motion - 100%  
 Delay - 15 min.  
 Photocell - 75fc

Sensors can be Field  
 Programmed With  
 Bluetooth App

Coupling Provided  
 on Pole to Secure  
 Motion Sensor.


**INSTALLATION DETAIL**

**High Low Dimming For Switches (HLSW)**

The HLSW is a Small Electronic Switch which Provides High Low Dimming Control Through the LED Driver's 0-10V Control. Switching is Done by Adding a Secondary AC Switched Hot Trigger Line to the HLSW in Addition to the Normal AC Power Line. When the Secondary Trigger Line is Powered, the Fixture will go to 100% Dimming. With no Power to the Trigger, the Fixture will operate at 50% or 25% Dimming. Switches for the Trigger Line can be a Normal AC Switch/Breaker or Timed Switch/Breaker.

**Wireless and Other Fixture Controls**

Contact Factory for Wireless and Other Fixture Controls and Recommendations. Most Controls Can be Integrated and Factory Installed.

**ELECTRICAL DATA GUIDE - AMPERAGE CHARTS**

# of LEDs	mA	System Watts	120V	208V	277V	347V	480V
32	350	34	0.28	0.16	0.12	0.10	0.07
32	525	52	0.43	0.25	0.19	0.15	0.11
32	700	69	0.58	0.33	0.25	0.20	0.14
48	350	51	0.43	0.25	0.18	0.15	0.11
48	525	78	0.65	0.38	0.28	0.22	0.16
48	700	104	0.87	0.50	0.38	0.30	0.22
64	350	68	0.57	0.33	0.25	0.20	0.14
64	525	103	0.86	0.50	0.37	0.30	0.21
64	700	138	1.15	0.66	0.50	0.40	0.29

Electrical Amperage Loads are for High Power White LED's in All Color Temperatures.

Wattages are System Watts or Total Input Watts and include all Electrical Components.

Use 0.80 Scale factor for TRA LED's.