

# SIDE MOUNTED ARM

## XWT

PROJECT NAME: \_\_\_\_\_

PROJECT TYPE: \_\_\_\_\_

### FEATURES

#### Arm

Heavy cast aluminum (A356 alloy, <0.2% copper) swept arm welded to an extruded aluminum hub with a domed pole cap. The mounting hub is designed for a 2 7/8" x 6" tenon and has 8 (4 x 2) recessed socket head leveling screws. All welds are blended to create a one-piece, unified appearance. Fixture mounts to arm with 2 bolts through the side of the driver housing. A wiring harness is provided through the arm assembly terminating in the driver housing with quick-connects. All hardware is stainless steel.

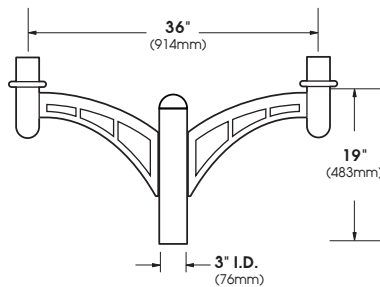
#### Finish

Electrostatically applied TGIC Polyester Powder Coat on substrate prepared with 20 PSI power wash at 140°F. Four step media blast and iron phosphate pretreatment for protection and paint adhesion. 400°F bake for maximum hardness and durability.

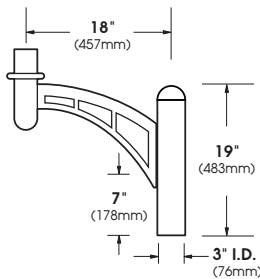


**XWT**

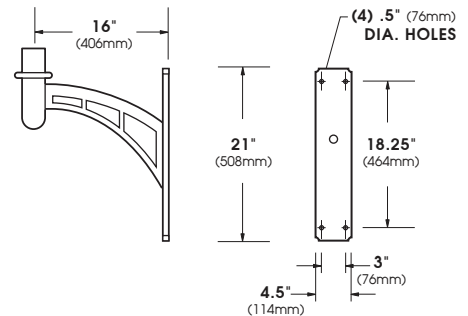
PATENT PENDING



**XWT-2-180**  
EPA = 1.59



**XWT-1**  
EPA = 0.96








**XWT-WM**  
EPA = 0.76

SCALE: 1/2"=1'

### ORDERING INFORMATION

Spec/Order Example: XWT-2-180/RAL-9005-T

|               |   |  |  |  |   |
|---------------|---|--|--|--|---|
| Configuration | <input type="checkbox"/>  XWT-WM | <input type="checkbox"/>  XWT-1 | <input type="checkbox"/>  XWT-2-180 | <input type="checkbox"/>  XWT-3-120 | <input type="checkbox"/>  XWT-4-90 |
| Finish*       | <input type="checkbox"/> Black<br>RAL-9005-T  | <input type="checkbox"/> White<br>RAL-9003-T   | <input type="checkbox"/> Grey<br>RAL-7004-T  | <input type="checkbox"/> Dark Bronze<br>RAL-8019-T   | <input type="checkbox"/> Green<br>RAL-6005-T  |

\*Standard texture finish

For smooth finish replace suffix "T" with suffix "S"  
(Example: RAL-9005-S)

Consult factory for custom colors