

## TRADITIONAL STYLED BASE

# 1200 Series

### Base

One piece corrosion resistant, durable cast aluminum construction. Minimum .225 wall thickness. Base consists of a smooth, tapered bottom section with a contoured flush Hand Hole and a decorative tapered fluted section. Hand hole cover supplied with tamper resistant hardware. Grounding Lug provided inside Base opposite Hand Hole.

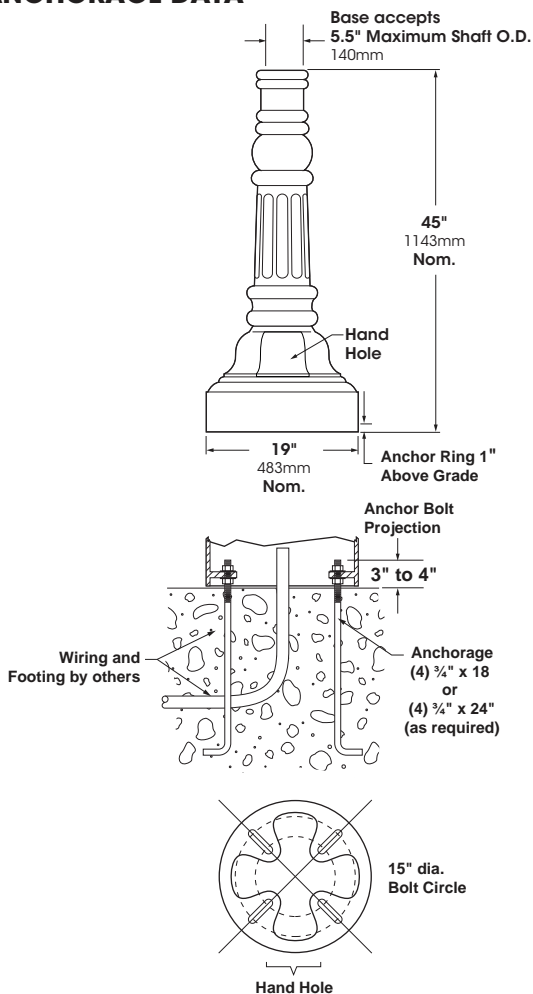
### Anchorage

A 3/4" cast aluminum anchor ring is welded 1" above bottom of base to accept (4) fully galvanized anchor bolts. Each bolt supplied with two nuts and two washers. Anchorage is fastened through hand hole.

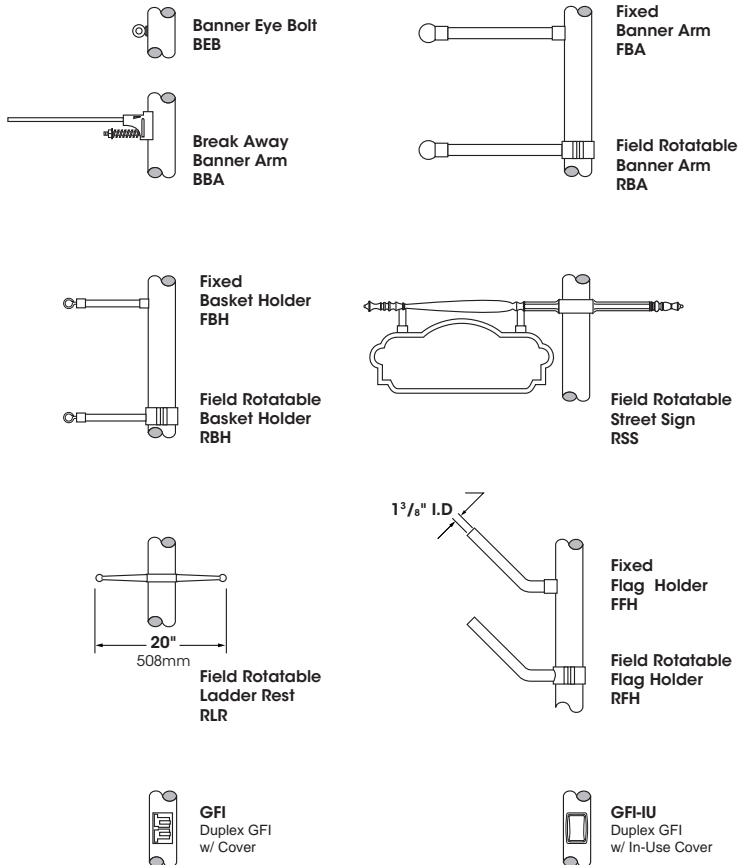
### Finish

Electrostatically applied TGIC Polyester Powder Coat on substrate prepared with 20 PSI power wash at 140°F. Four step media blast and iron phosphate pretreatment for protection and paint adhesion. 400°F bake for maximum hardness and durability.

### ANCHORAGE DATA

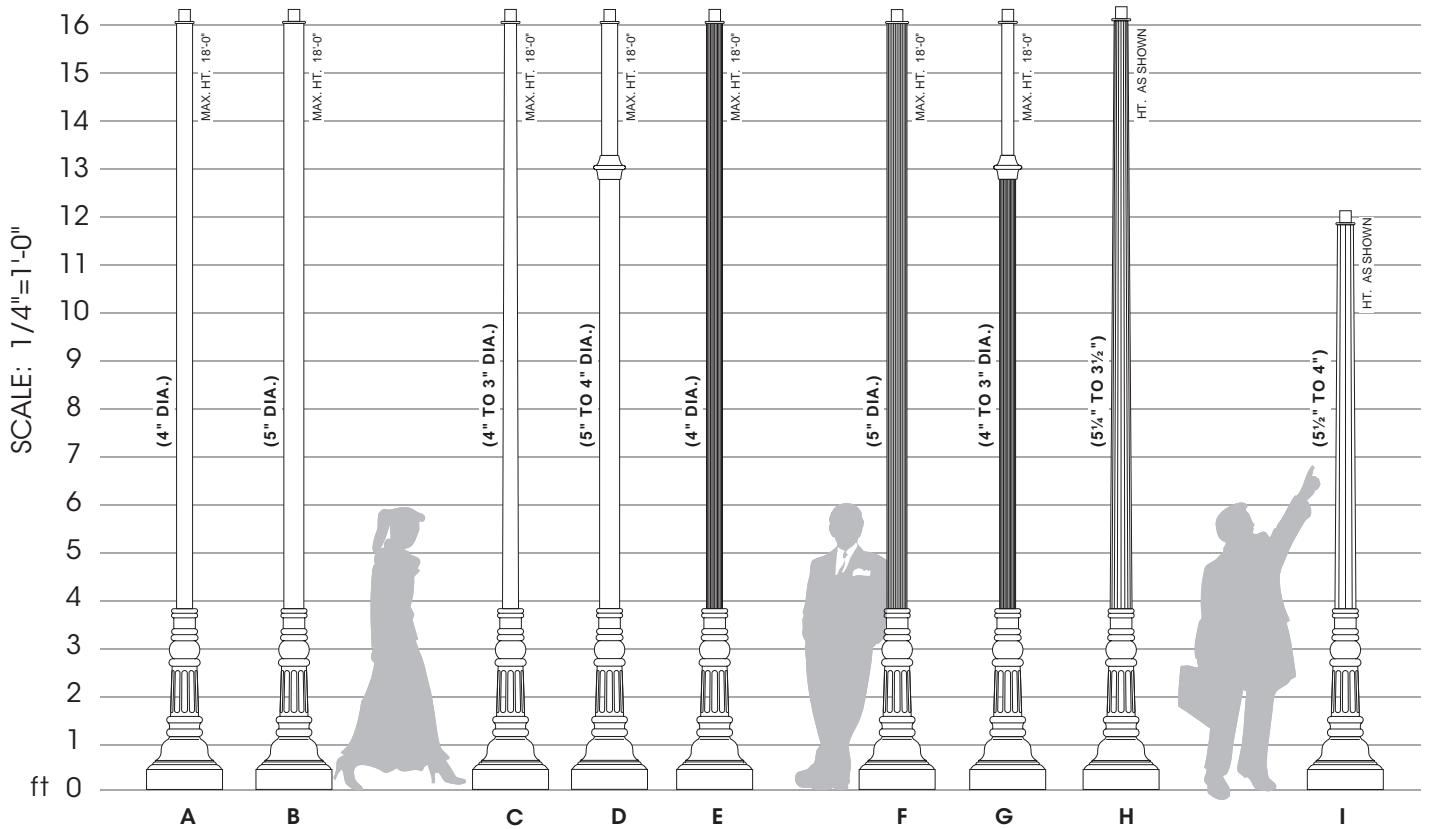

**1200**


### OPTIONS


<https://www.usaltg.com/downloads/pdf/Pole-Arm-Accessories.pdf>

2024056

## SAMPLE ASSEMBLIES



- A. 12-1040-XX-PT27/OPTIONS
- B. 12-1050-XX-PT27/OPTIONS
- C. 12-1030T-XX-PT27/OPTIONS
- D. 12-5040-XX-PT27/OPTIONS
- E. 12-1060-XX-PT27/OPTIONS
- F. 12-1070-XX-PT27/OPTIONS
- G. 12-6030-XX-PT27/OPTIONS
- H. 12-1030C-XX-PT27/OPTIONS
- I. 12-1058C-XX-PT27/OPTIONS

Note: XX represents height, example 10 foot and 6 inches will be written as 10'-6": 12-1040-10'-6"-PT27/OPTIONS.

Sample Assemblies show a small offering of the Sun Valley Line of Poles & Shafts.

Please visit [usalitg.com](http://usalitg.com) for the full product offering.