

TRADITIONAL STYLED BASE

3500 Series

Base

One piece corrosion resistant, durable cast aluminum construction. Minimum .225 wall thickness. Base consists of a smooth stepped bottom section with Hand Hole and a smooth, tapered top section. Hand Hole Cover supplied with tamper resistant hardware. Grounding Lug provided inside Base opposite Hand Hole.

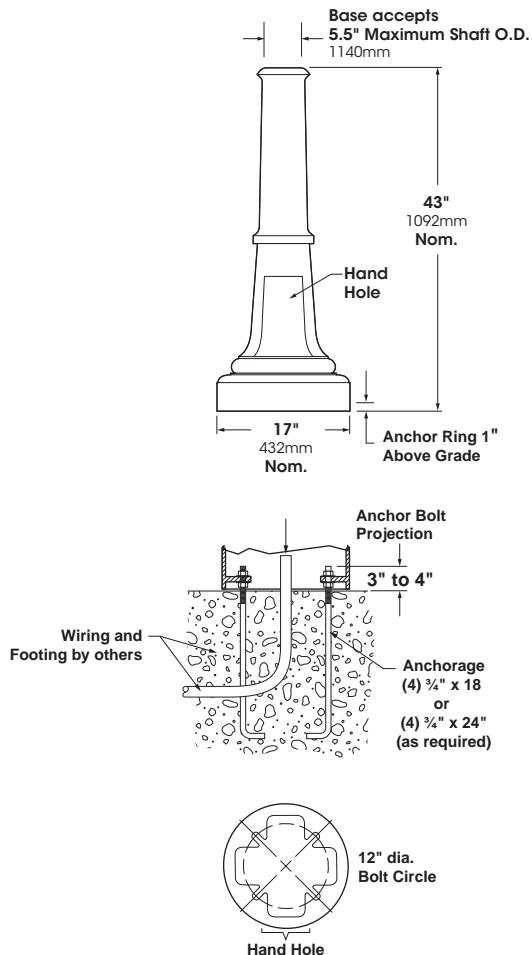
Anchorage

A 3/4" cast aluminum anchor ring is welded 1" above bottom of base to accept (4) fully galvanized anchor bolts. Each bolt supplied with two nuts and two washers. Anchorage is fastened through hand hole.

Finish

Electrostatically applied TGIC Polyester Powder Coat on substrate prepared with 20 PSI power wash at 140°F. Four step media blast and iron phosphate pretreatment for protection and paint adhesion. 400°F bake for maximum hardness and durability.

ANCHORAGE DATA



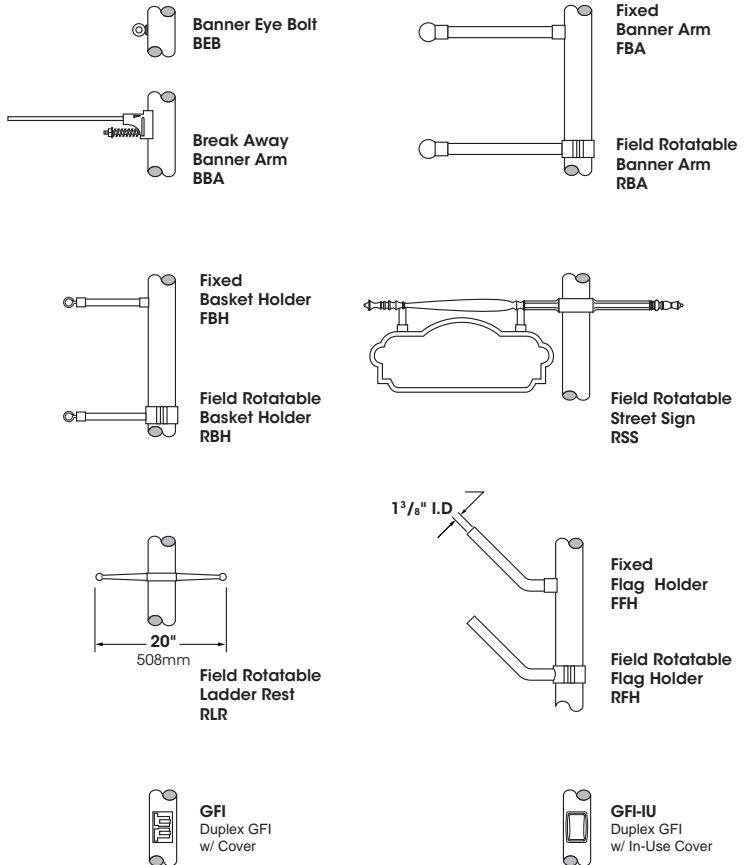
PROJECT NAME: _____

PROJECT TYPE: _____

3500



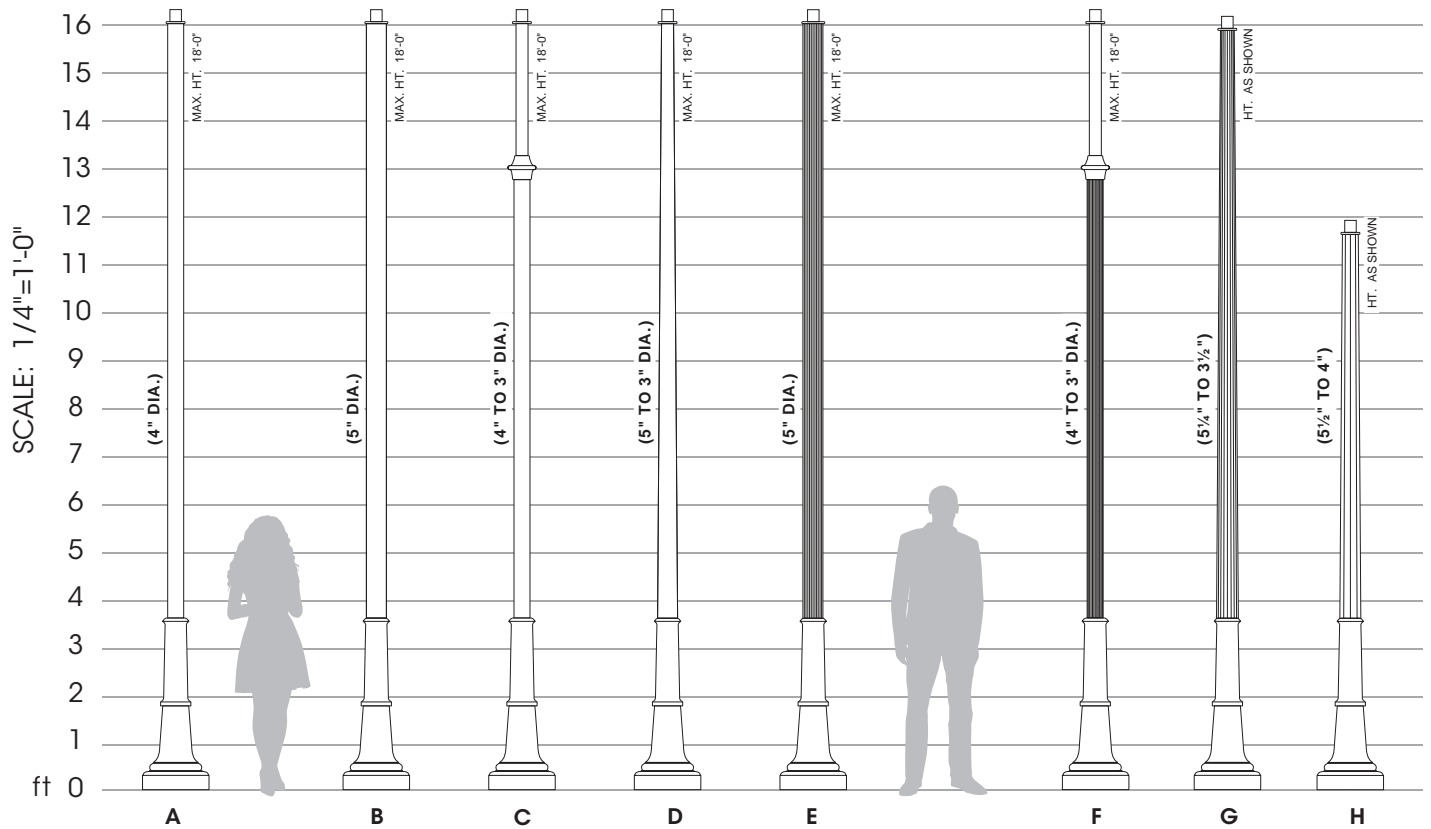
OPTIONS



<https://www.usaltg.com/downloads/pdf/Pole-Arm-Accessories.pdf>

2024057

SAMPLE ASSEMBLIES



- A. 35-1040-XX-PT27/OPTIONS
- B. 35-1050-XX-PT27/OPTIONS
- C. 35-4030-XX-PT27/OPTIONS
- D. 35-1035T-XX-PT27/OPTIONS
- E. 35-1070-XX-PT27/OPTIONS
- F. 35-6030-XX-PT27/OPTIONS
- G. 35-1030C-XX-PT27/OPTIONS
- G. 35-1058C-XX-PT27/OPTIONS

Note: XX represents height, example 10 foot and 6 inches will be written as 35'-6": 10-1040-10'-6"-PT27/OPTIONS.

Sample Assemblies show a small offering of the Sun Valley Line of Poles & Shafts.

Please visit usalftg.com for the full product offering.