

BASE

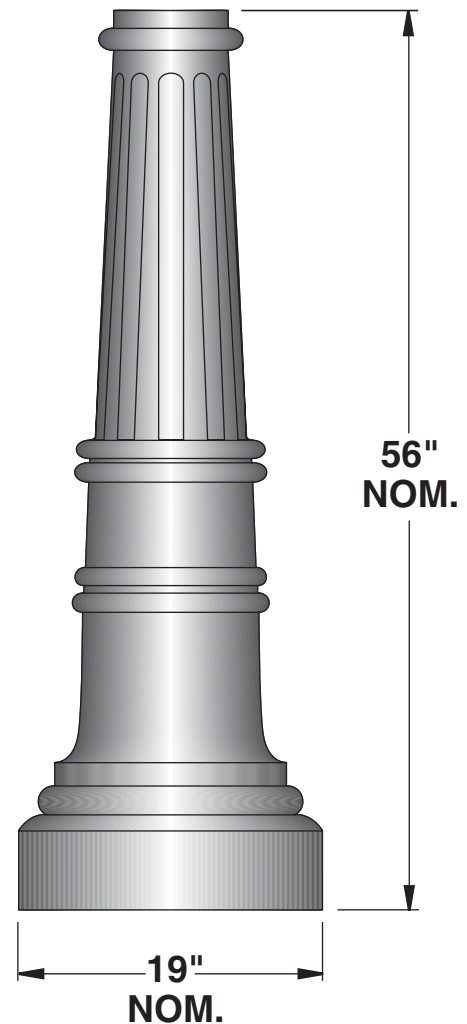
CORROSION RESISTANT DURABLE CAST ALUMINUM CONSTRUCTION. DECORATIVE BASE CONSISTS OF A SMOOTH, STEPPED BOTTOM SECTION WITH HAND HOLE COVER CONTOURED TO BASE DESIGN, AND A DECORATIVE TAPERED FLUTED SECTION, CONSISTING OF EVENLY SPACED, HIGHLY DETAILED VERTICAL FLUTES. HAND HOLE COVER SUPPLIED WITH TAMPER RESISTANT HARDWARE. GROUNDING LUG PROVIDED INSIDE BASE OPPOSITE HAND HOLE.


ANCHORAGE

A 3/4" CAST ALUMINUM ANCHOR RING IS WELDED 1" ABOVE BOTTOM OF BASE TO ACCEPT (4) FULLY GALVANIZED ANCHOR BOLTS. EACH BOLT SUPPLIED WITH TWO NUTS AND TWO WASHERS. ANCHORAGE IS FASTENED THROUGH HAND HOLE.

FINISH

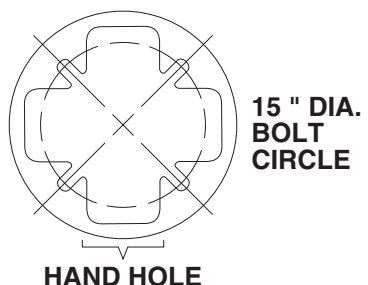
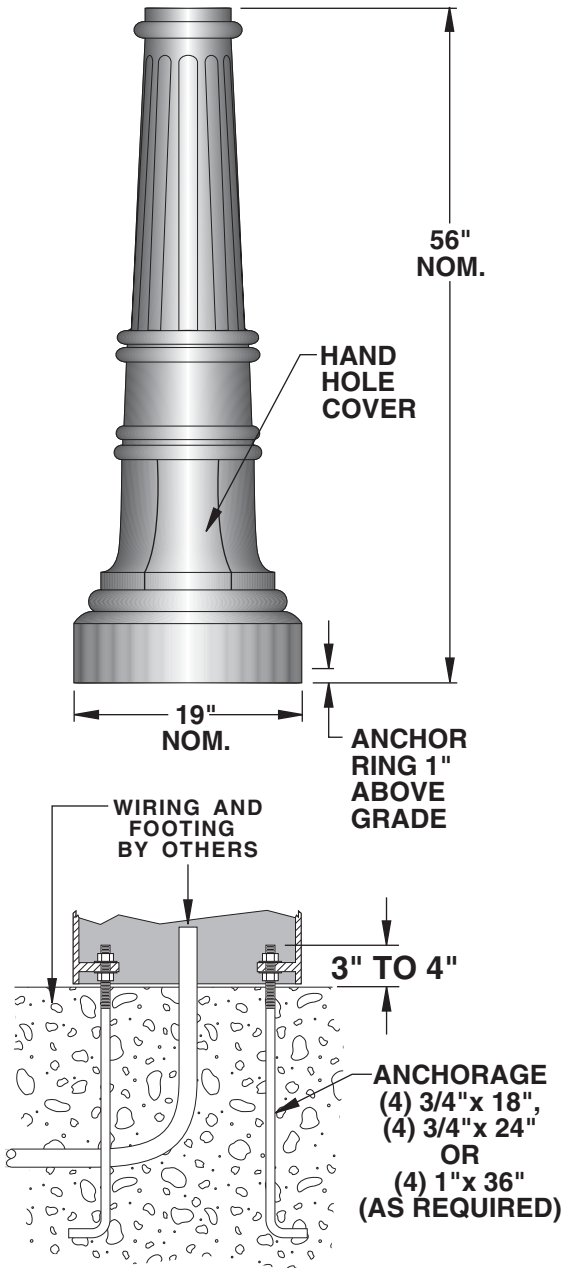
ELECTROSTATICALLY APPLIED BAKED ON TEXTURED ACRYLIC ENAMEL. (SEE PAGE 5 FOR OPTIONAL FINISH AND COLOR SELECTION)



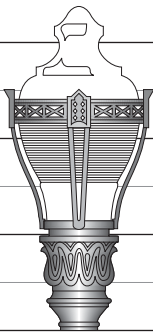
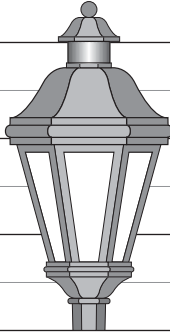


















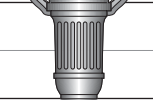
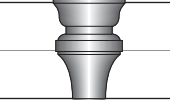








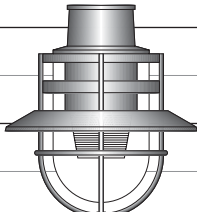
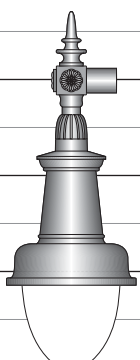










SHAFT IS CIRCUMFERENTIALLY WELDED TO BASE FOR ONE PIECE CONSTRUCTION
SEE SHAFT SECTION FOR SPECIFICATIONS AND ADDITIONAL STYLES

- TENONS**
- STANDARD: 2 7/8" O.D. **PT23**
 - OPTIONS: 2 3/8" O.D. **PT31**
 - 3 1/2" O.D.
 - DUPLEX OR G.F.I. RECEPTACLE WITH COVER **DUP GFI**
 - FIELD ROTATABLE OR FIXED BANNER ARM **RBA**
 - FBA**
 - BANNER EYE BOLT **BEB**
 - BREAK AWAY BANNER ARM **BBA**
 - FIELD ROTATABLE OR FIXED BASKET HOLDER **RBH**
 - FBH**
 - RSS**
 - FIELD ROTATABLE STREET SIGN
 - FIELD ROTATABLE LADDER REST **RLR**
 - 20"
 - FIELD ROTATABLE OR FIXED FLAG HOLDER **RFH**
 - FFH**



SUGGESTED LUMINAIRES

		4
		3
		2
		1
		0
		4
		3
		2
		1
		0
		4
		3
		2
		1
		0
		4
		3
		2
		1
		0

SEE LUMINAIRE SECTION FOR ADDITIONAL STYLES