

BASE

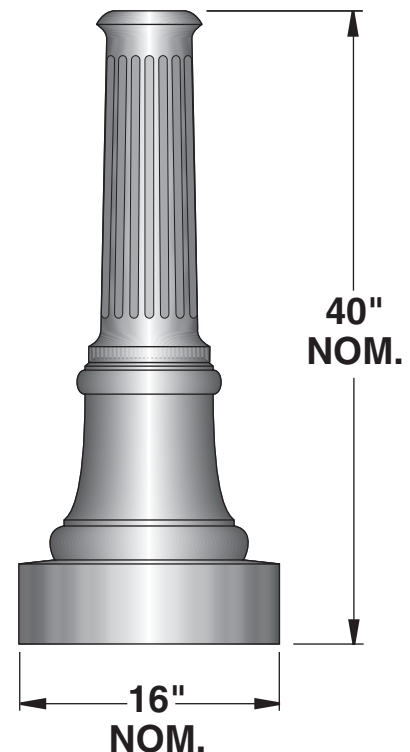
ONE PIECE CORROSION RESISTANT, DURABLE CAST ALUMINUM CONSTRUCTION. MINIMUM .250 WALL THICKNESS. BASE CONSISTS OF SMOOTH, STEPPED BOTTOM SECTION WITH FLUSH HAND HOLE, AND A DECORATIVE TAPERED FLUTED SECTION CONSISTING OF EVENLY SPACED, HIGHLY DETAILED RAISED VERTICAL FLUTES. HAND HOLE COVER SUPPLIED WITH TAMPER RESISTANT HARDWARE. GROUNDING LUG PROVIDED INSIDE BASE OPPOSITE HAND HOLE.

ANCHORAGE

A 3/4" CAST ALUMINUM ANCHOR RING IS WELDED 1" ABOVE BOTTOM OF BASE TO ACCEPT (4) FULLY GALVANIZED ANCHOR BOLTS. EACH BOLT SUPPLIED WITH TWO NUTS AND TWO WASHERS. ANCHORAGE IS FASTENED THROUGH HAND HOLE.

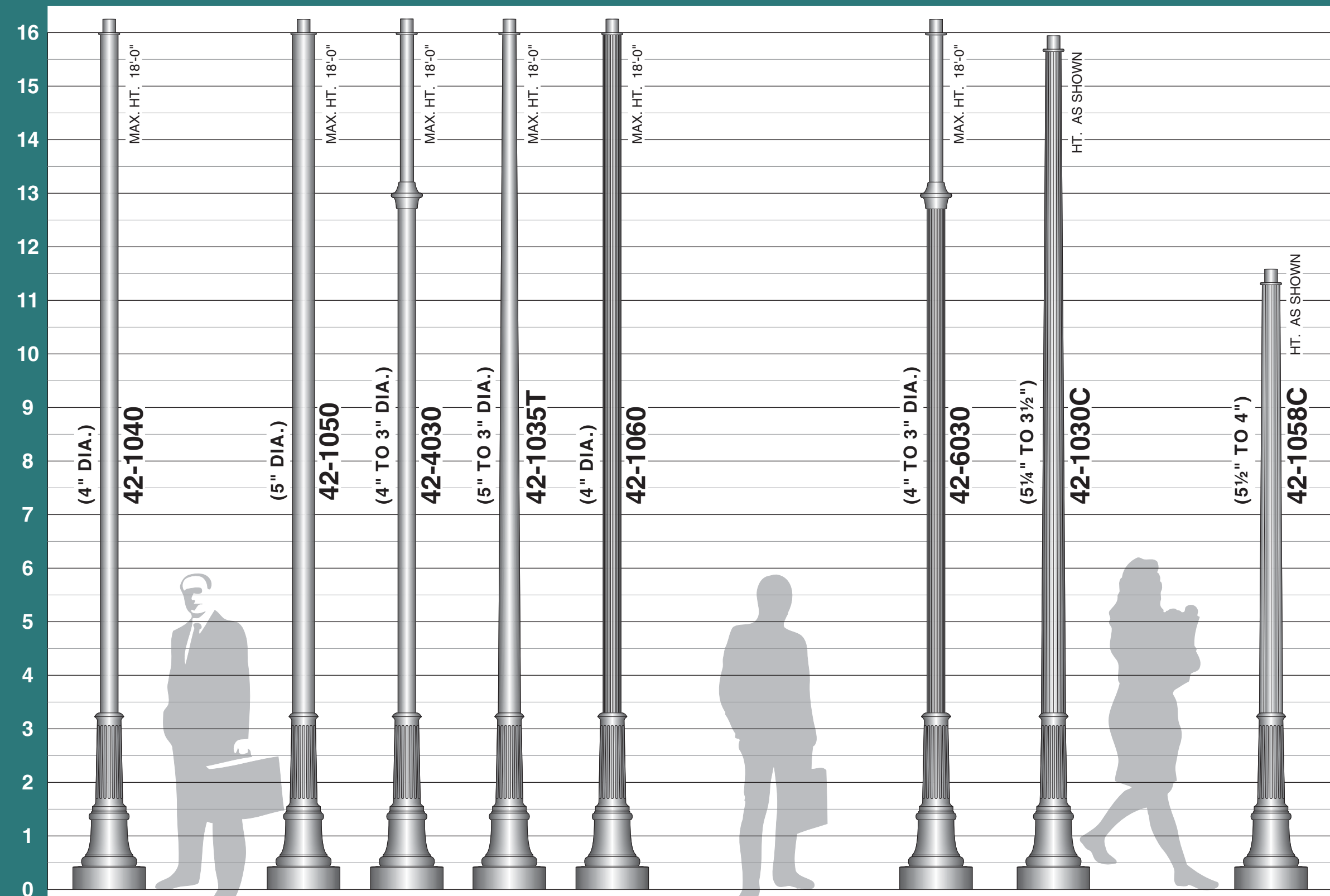
FINISH

ELECTROSTATICALLY APPLIED BAKED ON TEXTURED ACRYLIC ENAMEL. (SEE PAGE 5 FOR OPTIONAL FINISH AND COLOR SELECTION)



4200 BASE

POLE ACCESSORIES (SPECIFY AS SUFFIX TO CAT. NO.)



SHAFT IS CIRCUMFERENTIALLY WELDED TO BASE FOR ONE PIECE CONSTRUCTION
SEE SHAFT SECTION FOR SPECIFICATIONS AND ADDITIONAL STYLES

- ### TENONS
- STANDARD: 2 7/8" O.D.
 - OPTIONS: 2 3/8" O.D.
 - 3 1/2" O.D.
- PT23
 - PT31
 - DUP
 - GFI
 - RBA
 - FBA
 - BEB
 - BBA
 - RBH
 - FBH
 - RSS
 - RLR
 - RFH
 - FFH

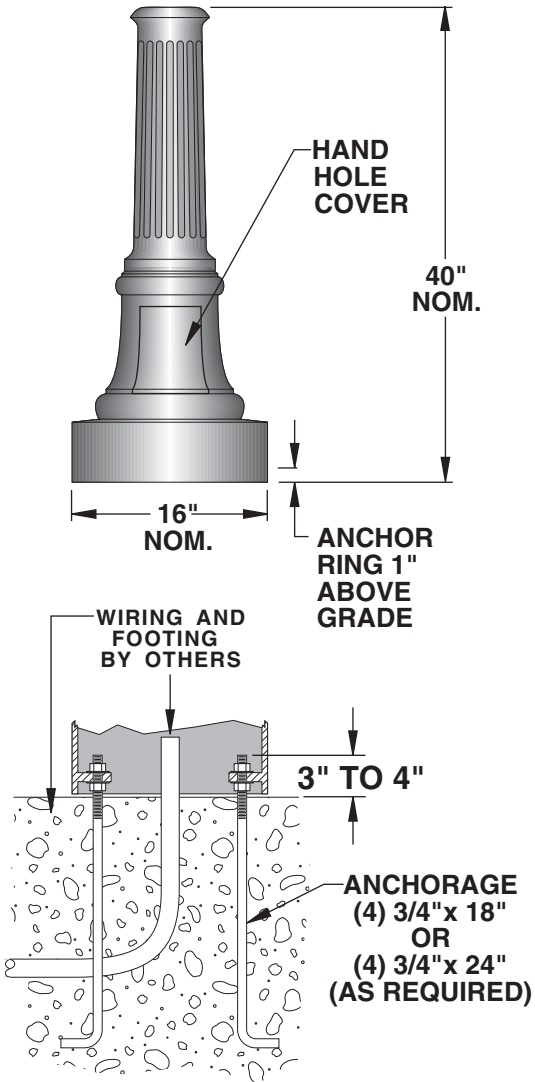


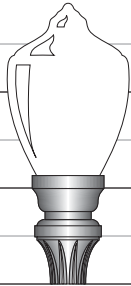
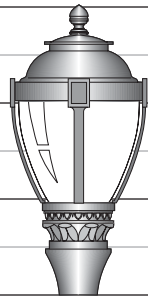
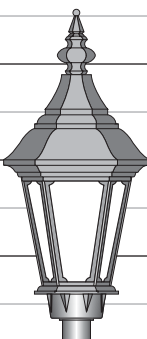

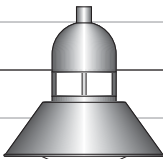
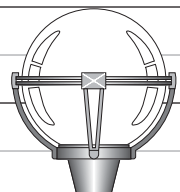
sun valley
LIGHTING

660 WEST AVENUE O, PALMDALE, CA 93551
(661) 233-2000
FAX (661) 233-2001
www.sunvalleylighting.com

4200 BASE

SUGGESTED LUMINAIRES



		4
		3
		2
LAA1-YE	LCGM-YH	1
		0
		4
		3
		2
LCF	LCR	1
		0
		4
		3
		2
		1
DSAL1	RCGV18	0
		FT.

SEE LUMINAIRE SECTION FOR ADDITIONAL STYLES