

RNTA 4"

PROJECT NAME: _____

PROJECT TYPE: _____

FEATURES

Shaft

4" diameter, extruded from 6063 alloy aluminum tubing. Heat treated to produce a T6 temper. Shaft includes a hand hole furnished with cover. Shaft is furnished with ground lugs located on cast aluminum base plate.

Base Plate

Cast aluminum constructed of A-356 aluminum alloy heat treated to produce a T6 temper. Structurally engineered base includes eight heavy wall reinforcing vertical gussets. Base telescopes and is circumferentially welded to shaft at both the outside top and inside bottom of the base.

Anchorage

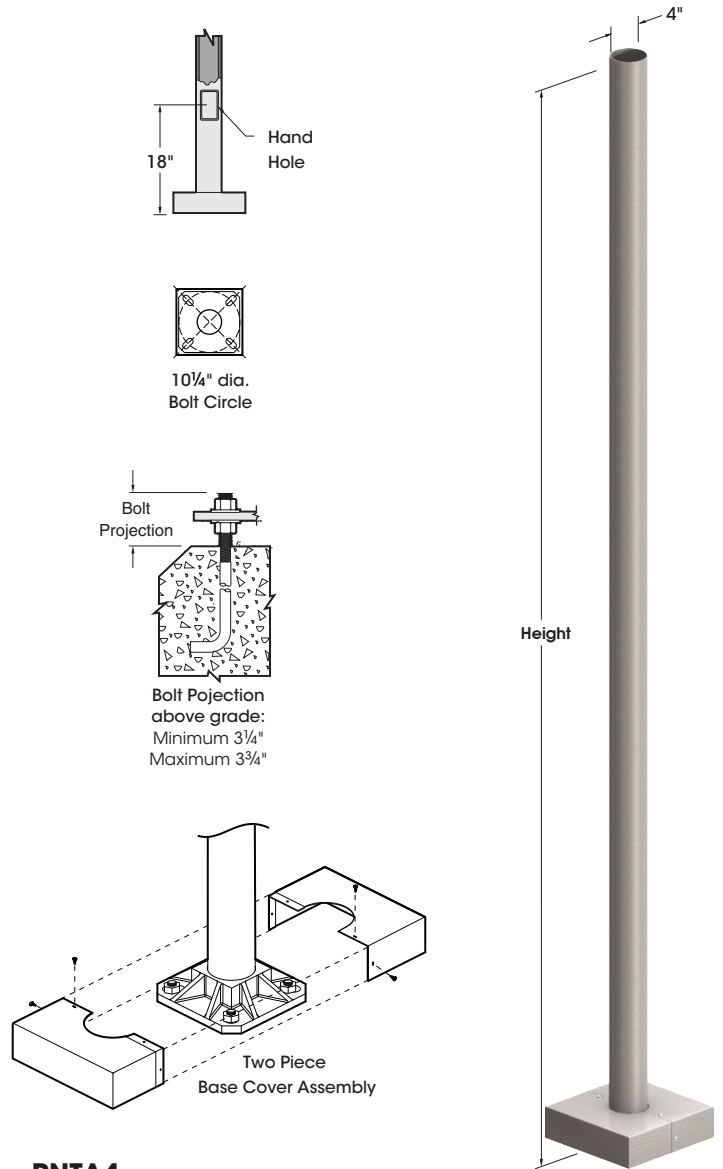
(4) anchor bolts fabricated from hot rolled steel bar. Minimum yield strength of 50,000 P.S.I. bolts have "L" bend on one end and are threaded on the other. Bolts are fully galvanized and are furnished with two nuts and two washers.

Base Cover

Fabricated from heavy wall aluminum construction. Two piece cover conceals base.

Finish

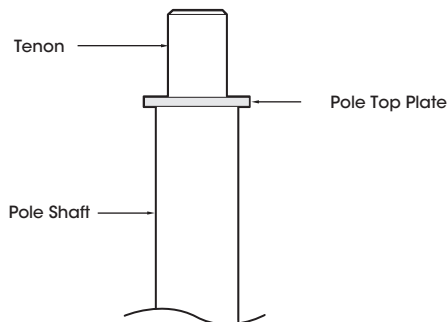
Electrostatically applied TGIC Polyester Powder Coat on substrate prepared with 20 PSI power wash at 140°F. Four step media blast and iron phosphate pretreatment for protection and paint adhesion. 400°F bake for maximum hardness and durability.



RNTA4

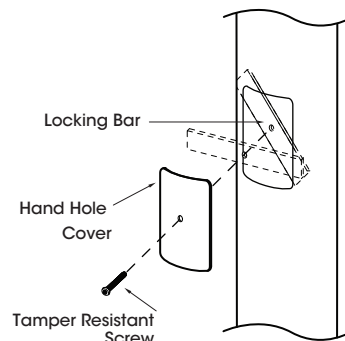
Pole Top Mount

PT23 - 2 3/8" X 4" Tenon PT27 - 2 7/8" X 4" Tenon



Hand Hole Cover

Hand hole cover with tamper resistant bolt assembly



○ RNTA 4"

SPECIFICATIONS

Engineering Data

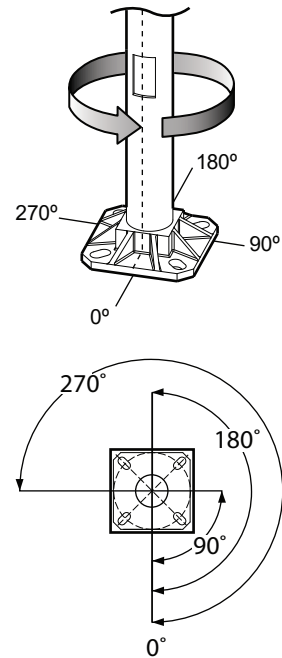
Maximum EPA - Square Feet

Model Number	Max. Fixture Weight	100 MPH	90 MPH	80 MPH	70 MPH
RNTA 84 - 125	100	6.9	8.7	11.4	15.2
RNTA 104 - 125	100	4.7	6.0	8.0	10.9
RNTA 124 - 125	100	3.3	4.4	6.0	8.5
RNTA 144 - 125	100	2.2	3.1	4.5	6.6

All above design calculations are based on sustained wind forces plus additional 1.3 wind gust
(Example: Pole rated at 80 MPH withstands 104 MPH gusts)

Drilled Side Mount

Specify drilling location using codes below.



ORDERING INFORMATION

Spec/Order Example: RNTA124-125/2-90/RAL-6005-T

Pole Model Number - RNTA 4"					Mounting	Finish	Options
Pole Model Number - RNTA 4"					Mounting	Finish	Options
	Pole Height	Wall Thickness	Bolt Circle	Anchorage	Arm Mount	Standard Textured Finish	Receptacle
<input type="checkbox"/> RNTA 84 - 125	8'	.125	10 1/4"	3/4"X18"X3"	<input type="checkbox"/> PT23 2 3/8" X 4" Tenon <input type="checkbox"/> PT27 2 7/8" X 4" Tenon <input type="checkbox"/> Other Tenon Mt _____	<input type="checkbox"/> Black RAL-9005-T <input type="checkbox"/> White RAL-9003-T <input type="checkbox"/> Grey RAL-7004-T <input type="checkbox"/> Dark Bronze RAL-8019-T <input type="checkbox"/> Green RAL-6005-T	<input type="checkbox"/> Duplex Receptacle DUP <input type="checkbox"/> GFI Receptacle GFI <input type="checkbox"/> 3 Way Adapter T3120 <input type="checkbox"/> 4 Way Adapter T490 <input type="checkbox"/> Round Base Cover RBC
<input type="checkbox"/> RNTA 104 - 125	10'	.125	10 1/4"	3/4"X18"X3"	Drill Mount <input type="checkbox"/> 1 ● <input type="checkbox"/> 2-180 ●● <input type="checkbox"/> 2-90 ●● <input type="checkbox"/> 3-90 ●●● <input type="checkbox"/> 4-90 ●●●● <input type="checkbox"/> 3-120 ●●●● 3-120 requires PT27 and T3120 Adapter 2-90, 3-90, 4-90 requires PT27 and T490 Adapter	For Smooth Finish replace suffix "T" with suffix "S" (Example: RAL-9005-S) See USALTG.COM for additional colors	Coupling <input type="checkbox"/> 1/2" Coupling CPLN1/2 <input type="checkbox"/> 3/4" Coupling CPLN3/4 <input type="checkbox"/> 2" Coupling CPLN2 Specify Coupling location Refer to the Accessories Section for other options
<input type="checkbox"/> RNTA 124 - 125	12'	.125	10 1/4"	3/4"X18"X3"			
<input type="checkbox"/> RNTA 144 - 125	14'	.125	10 1/4"	3/4"X18"X3"			
<input type="checkbox"/> Specify other heights _____							