

○ ROUND STRAIGHT STEEL POLE

RNTS 5"

PROJECT NAME: _____

PROJECT TYPE: _____

FEATURES

Shaft

5" diameter, fabricated from high grade structural steel tube. Shaft conforms to ASTM-A-501-68 specifications. Meets or exceeds minimum yield strength of 46,000 P.S.I. Wall thickness 11 GA. (.120 wall) or 7 GA. (.180 wall) as specified. Reinforced hand hole is furnished with cover. Shaft is furnished with ground lug located inside pole on wall opposite hand hole.

Base Plate

Fabricated from structural quality hot rolled steel. Meets or exceeds minimum yield strength of 36,000 P.S.I. base telescopes and is circumferentially welded to pole shaft. Slotted bolt holes provide 1" flexibility on either side of bolt circle centerline.

Anchorage

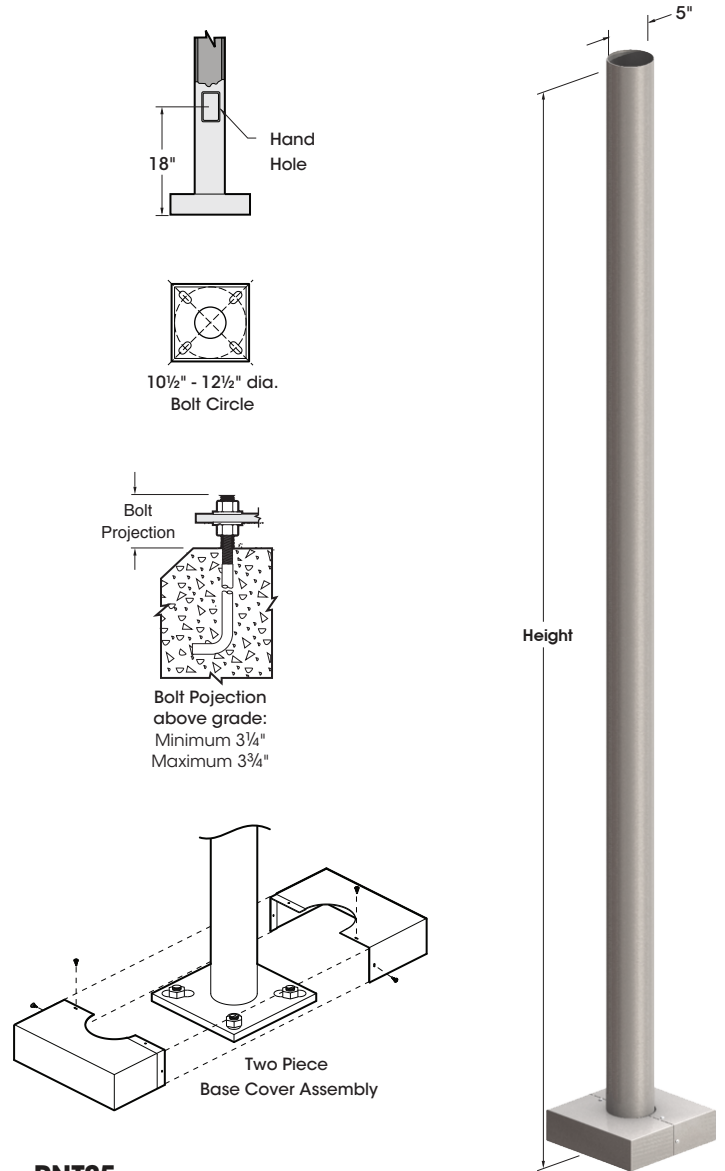
(4) anchor bolts fabricated from hot rolled steel bar. Minimum yield strength of 50,000 P.S.I. bolts have "L" bend on one end and are threaded on the other. Bolts are fully galvanized and are furnished with two nuts and two washers.

Base Cover

Fabricated from heavy gauge quality carbon steel. Two-piece cover conceals base.

Finish

Electrostatically applied TGIC Polyester Powder Coat on substrate prepared with 20 PSI power wash at 140°F. Four step media blast and iron phosphate pretreatment for protection and paint adhesion. 400°F bake for maximum hardness and durability.

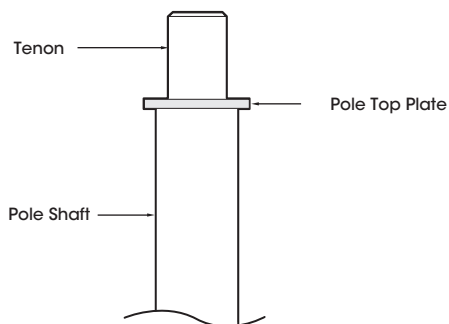


RNTS5

Pole Top Mount

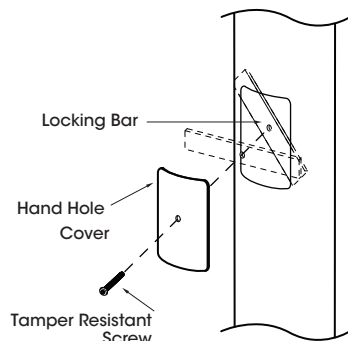
PT23 - 2³/₈"X4" Tenon

PT27 - 2⁷/₈"X4" Tenon

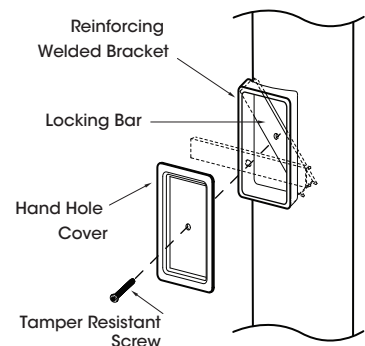


Hand Hole Cover

Below 15' - Hand hole cover w/tamper resistant bolt assembly



15' and up - Reinforced hand hole w/tamper resistant bolt assembly



○ RNTS 5"

SPECIFICATIONS

Engineering Data

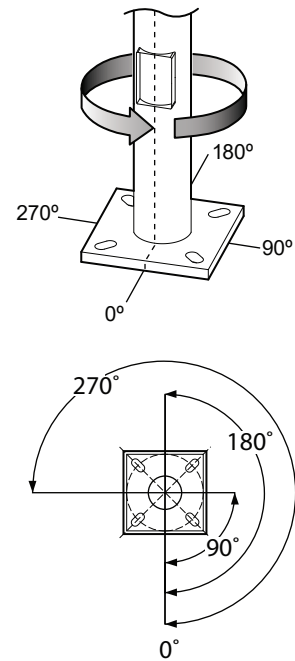
Maximum EPA - Square Feet

| Model Number | Max. Fixture Weight | 100 MPH | 90 MPH | 80 MPH | 70 MPH |
|---------------|---------------------|---------|--------|--------|--------|
| RNTS 165 - 11 | 200 | 8.1 | 10.0 | 12.6 | 15.8 |
| RNTS 185 - 11 | 175 | 6.5 | 8.1 | 10.0 | 12.6 |
| RNTS 185 - 7 | 325 | 12.4 | 16.3 | 32.1 | 43.9 |
| RNTS 205 - 11 | 150 | 5.2 | 6.5 | 7.9 | 10.1 |
| RNTS 205 - 7 | 275 | 10.1 | 14.9 | 22.3 | 32.5 |
| RNTS 255 - 11 | 125 | 4.1 | 5.9 | 7.6 | 10.9 |
| RNTS 255 - 7 | 250 | 8.0 | 10.7 | 13.2 | 19.7 |

All above design calculations are based on sustained wind forces plus additional 1.3 wind gust
(Example: Pole rated at 80 MPH withstands 104 MPH gusts)

Drilled Side Mount

Specify drilling location using codes below.



ORDERING INFORMATION

Spec/Order Example: RNTS205-7/3-120/RAL-8019-S/CPLN1/2

| Pole Model Number - RNTS 5" | | | | | Mounting | Finish | Options |
|--|-------------|----------------|-------------|-----------|---|--|--|
| Pole Model Number - RNTS 5" | | | | | Mounting | Finish | Options |
| | Pole Height | Wall Thickness | Bolt Circle | Anchorage | | | |
| <input type="checkbox"/> RNTS 165 - 11 | 16' | 11 | 11 1/2" | 1"X36"X4" | Arm Mount <input type="checkbox"/> PT23 2 3/8" X 4" Tenon <input type="checkbox"/> PT27 2 7/8" X 4" Tenon <input type="checkbox"/> Other Tenon Mt _____ Drill Mount <input type="checkbox"/> 1 ● <input type="checkbox"/> 2-180 ●● <input type="checkbox"/> 2-90 ●● <input type="checkbox"/> 3-90 ●●● <input type="checkbox"/> 4-90 ●●●● <input type="checkbox"/> 3-120 ●●●● 3-120 requires PT27 and T3120 Adapter | Standard Smooth Finish <input type="checkbox"/> Black RAL-9005-S <input type="checkbox"/> White RAL-9003-S <input type="checkbox"/> Grey RAL-7004-S <input type="checkbox"/> Dark Bronze RAL-8019-S <input type="checkbox"/> Green RAL-6005-S All Steel Poles supplied with Smooth Finish See USALTG.COM for additional colors | Receptacle <input type="checkbox"/> Duplex Receptacle DUP <input type="checkbox"/> GFI Receptacle GFI <input type="checkbox"/> 3 Way Adapter T3120 <input type="checkbox"/> 4 Way Adapter T490 <input type="checkbox"/> Round Base Cover RBC Coupling <input type="checkbox"/> 1/2" Coupling CPLN1/2 <input type="checkbox"/> 3/4" Coupling CPLN3/4 <input type="checkbox"/> 2" Coupling CPLN2 Specify Coupling location Refer to the Accessories Section for other options |
| <input type="checkbox"/> RNTS 185 - 11 | 18' | 11 | 11 1/2" | 1"X36"X4" | | | |
| <input type="checkbox"/> RNTS 185 - 7 | 18' | 7 | 11 1/2" | 1"X36"X4" | | | |
| <input type="checkbox"/> RNTS 205 - 11 | 20' | 11 | 11 1/2" | 1"X36"X4" | | | |
| <input type="checkbox"/> RNTS 205 - 7 | 20' | 7 | 11 1/2" | 1"X36"X4" | | | |
| <input type="checkbox"/> RNTS 255 - 11 | 25' | 11 | 11 1/2" | 1"X36"X4" | | | |
| <input type="checkbox"/> RNTS 255 - 7 | 25' | 7 | 11 1/2" | 1"X36"X4" | | | |
| <input type="checkbox"/> Specify other heights _____ | | | | | | | |