

SIDE MOUNTED ARM

XWT

PROJECT NAME: _____

PROJECT TYPE: _____

FEATURES

Arm

Heavy cast aluminum (A356 alloy, <0.2% copper) swept arm welded to an extruded aluminum hub with a domed pole cap. The mounting hub is designed for a 2 7/8" x 6" tenon and has 8 (4 x 2) recessed socket head leveling screws. All welds are blended to create a one-piece, unified appearance. Fixture mounts to arm with 2 bolts through the side of the driver housing. A wiring harness is provided through the arm assembly terminating in the driver housing with quick-connects. All hardware is stainless steel.

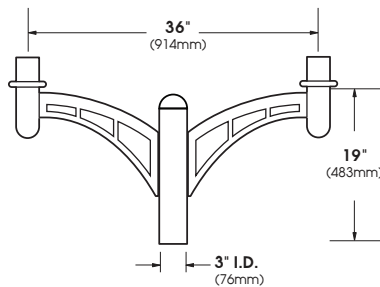
Finish

Electrostatically applied TGIC Polyester Powder Coat on substrate prepared with 20 PSI power wash at 140°F. Four step media blast and iron phosphate pretreatment for protection and paint adhesion. 400°F bake for maximum hardness and durability.

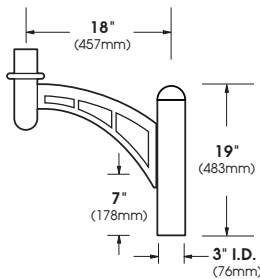


XWT

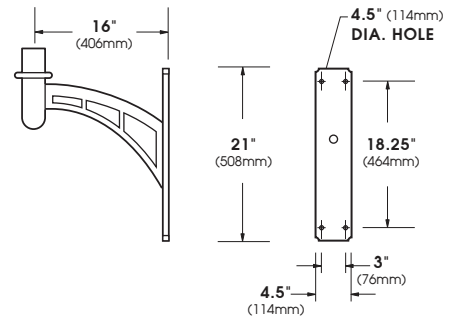
PATENT PENDING



XWT-2-180
EPA = 1.59



XWT-1
EPA = 0.96









XWT-WM
EPA = 0.76

SCALE: 1/2"=1'

ORDERING INFORMATION

Spec/Order Example: XWT-2-180/RAL-9005-T

Configuration	<input type="checkbox"/>  XWT-WM	<input type="checkbox"/>  XWT-1	<input type="checkbox"/>  XWT-2-180	<input type="checkbox"/>  XWT-3-180	<input type="checkbox"/>  XWT-3-120	<input type="checkbox"/>  XWT-4-90
Finish*	<input type="checkbox"/> Black RAL-9005-T	<input type="checkbox"/> White RAL-9003-T	<input type="checkbox"/> Grey RAL-7004-T	<input type="checkbox"/> Dark Bronze RAL-8019-T	<input type="checkbox"/> Green RAL-6005-T	*Standard texture finish For smooth finish replace suffix "T" with suffix "S" (Example: RAL-9005-S) Consult factory for custom colors